

Adult carers in Islington

February 2025

Fleur Harrison: Senior Health and Care Analyst

Evie Lodge: Principal H&C Intelligence Specialist

Key messages

Number and proportion of adult carers in Islington

- There are an estimated 14,840 unpaid carers (8.1% of the population aged over 18) based on the 2021 Census.
- In 2023/24 the number of carers we have recorded data for in Islington ranges across sources:
 - The smallest number is the 770 known to Adult Social Care (0.4% of the Islington general population aged 18 and over, 5.2% of the estimated unpaid carers based on the census).
 - And the largest number is 3,364 carers aged 18 and over registered with the Islington Carer's Hub (1.8% of the population aged 18 and over, 22.7% of the estimated unpaid carers based on the census).

Carers demographics

- 78% of carers in Islington are Female including those known to both the Council and the Carers Hub.
- The majority of carers are aged between 50-59 and 60-69 years.
- Of the carers known to adult social care one third (32%) are White British, followed by White Other (8%) and Other (8%).

Key messages 1

Support received by carers

- The most common support received by carers in 2023/24 was a direct payment (84%) an increase from 80% in 2020/21 and from 64% in 2018/19.
- 2% of carers received a managed personal budget.
- 15% of carers did not receive any support (no direct payments or CASSR managed personal budget).
- Out of those carers who did not receive support, the highest proportion were looking after someone with memory and cognition needs (33%).

Key messages 2

Carer's allowance

- In Islington, from 2018-2024, the number of people aged 18 and over receiving carer's allowance increased by 20%, from 3,189 to 3,832 . This is slightly lower than the 22% increase seen in London.
- Islington ranks 7th highest for the proportion of people receiving carer's allowance (1.6%) across the 32 London boroughs and significantly higher compared to the London average (1.4%)

Carers survey

- 152 carers resident in Islington responded to the survey in 2024, giving an overall response rate of 22%.
- All ASCOF indicators for carers in Islington increased and improved between 2021/22 and 2023/24.

GP survey

- There was a significantly higher proportion of carers aged 55 to 64 (21%) compared to non-carers (14%).
- Carers were significantly less likely to be in full-time work (42%) compared to non-carers (53%).
- Carers were significantly more likely to have a joint problem such as arthritis or an ongoing problem with back or joints (19%) compared to non carers (14%).

Key messages

- There are a variety of data sources used in this report to assess the needs of carers in Islington. Below is a summary of the number of carers over 18 from which data has been drawn.

770 carers have
contact with the
council

3,364 carers
used the carer's
hub

485 carers
reported to their
GP that they
were a carer

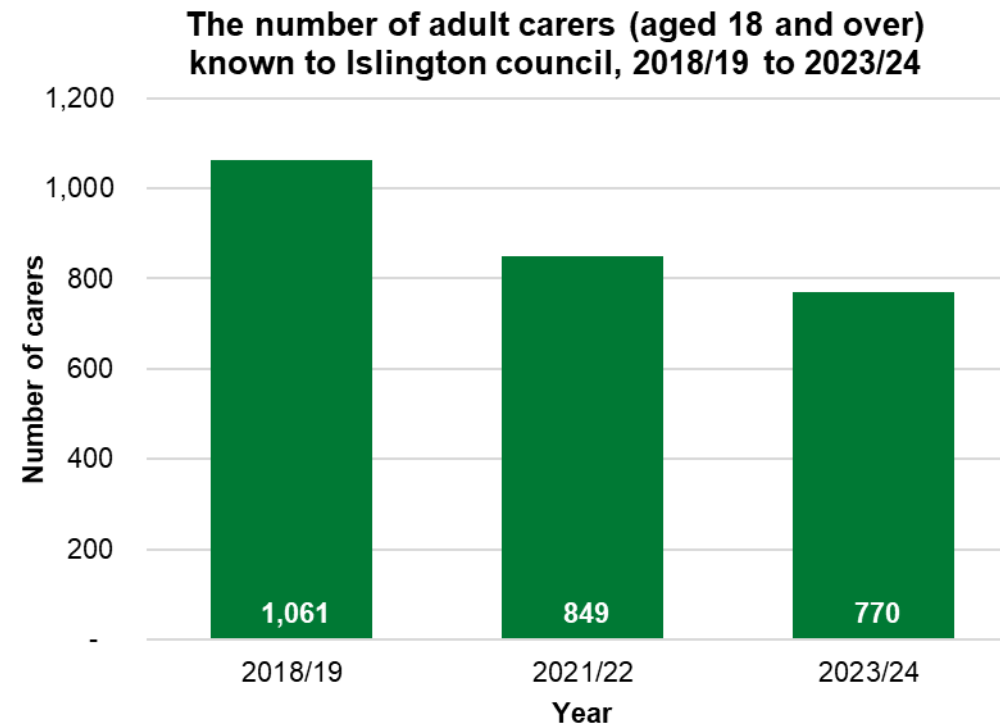
152 carers in
Islington
responded to the
carers survey

3,832 carers
were receiving
carers allowance
in 2024

Carers known to Adult Social Care

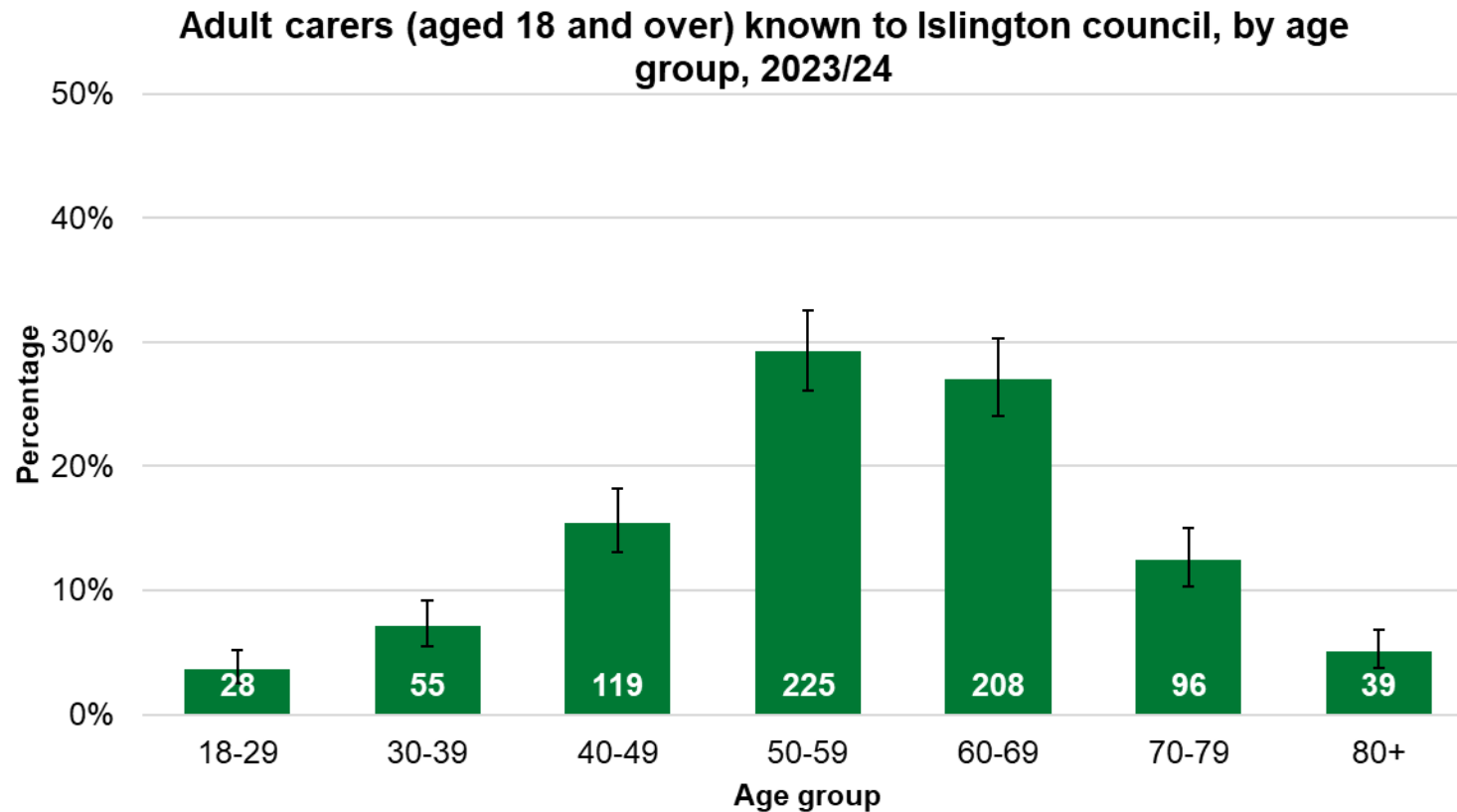
Islington Adult Social Care

- In 2023/24 there were 770 carers aged 18 and over who have had contact with the council, representing **0.4%** of the local population (in 2024). This was a decrease from 2021/22 (849 carers) and 2018/19 (1,061 carers).
- Carers known to Islington can be providing any amount of care (24 hours or a few hours a week). The person they care for must be living in Islington and be eligible for community-based social care services (although not necessarily receiving services if they are supported by another team (e.g. Community Mental Health or are self-funded)).



Source: INFC LTS003 tables, 2018/19 to 2023/24

Carers known to Islington council, by age group

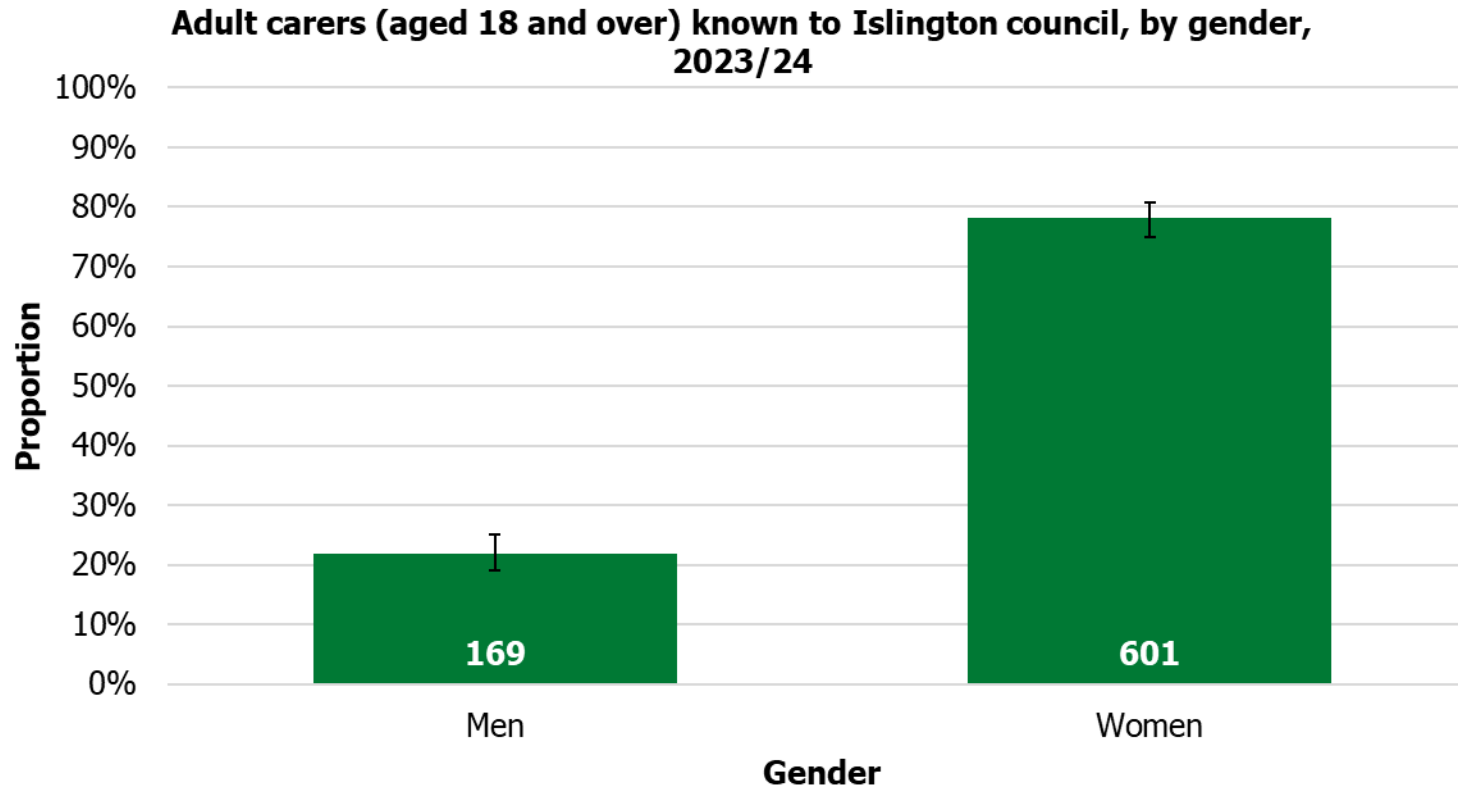


- In 2023/24, the majority of adult carers known to the council were within the 50-59 (29%) and 60-69 year age range (27%). This was the same in 2021/22 and 2018/19.
- This was similar to data recorded for unpaid carers in England (25% were 50-59 years old, ONS 2021 Census data).

Note. SALT data includes carers contacted during the year whether or not they get a service between 01/04/2023 –31/03/2024 ($n=770$).

Source: INFC LTS003 tables, 2023/24

Carers known to Islington council, by gender

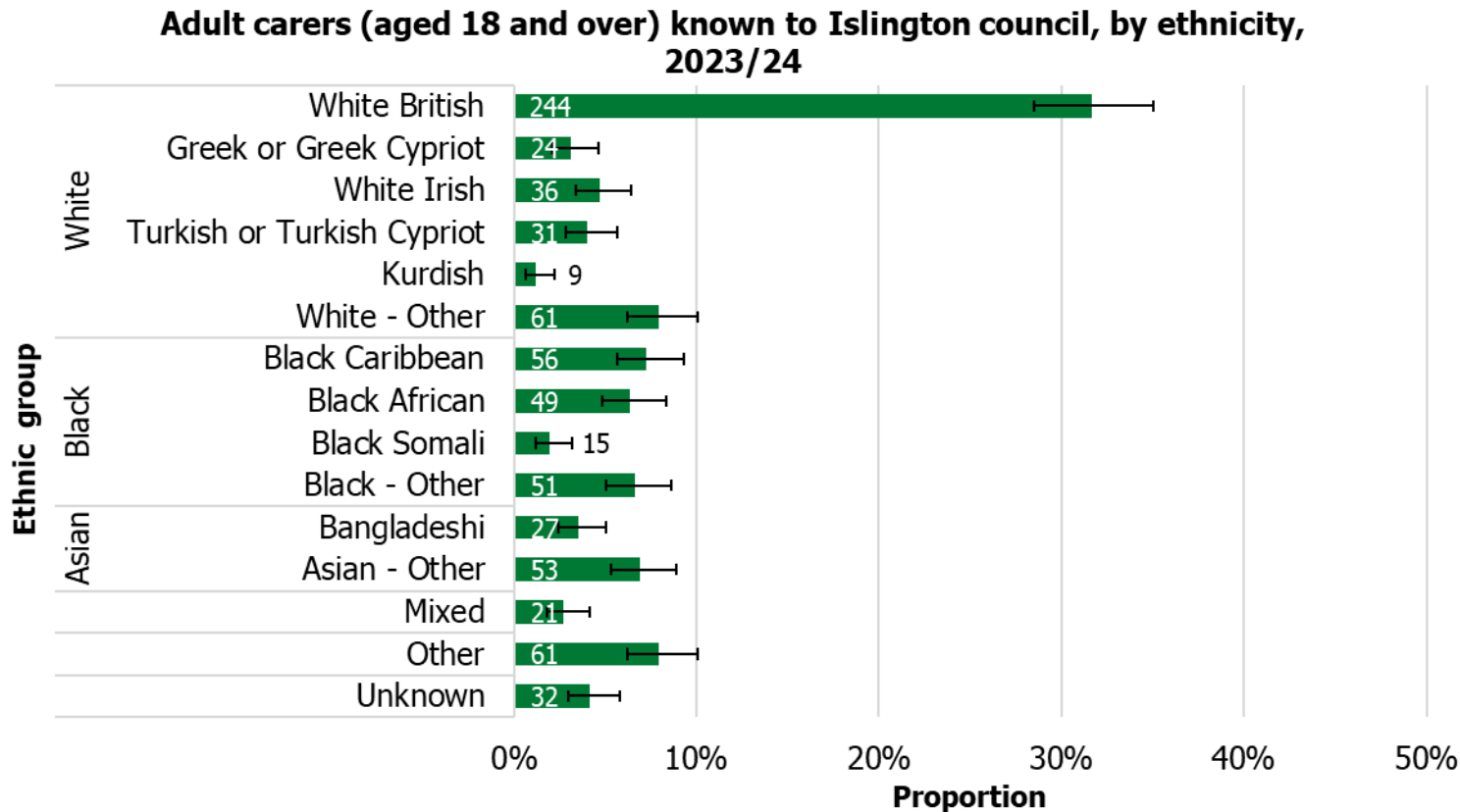


- In 2023/24, the majority of adult carers known to the council (aged 18 and over) were women (78%).
- This was the same in 2021/22.
- In 2018 there were slightly more male carers (27%) compared to 2023/24 (22%).

Note. SALT data includes carers contacted during the year whether or not they get a service between 01/04/2023 –31/03/2024 ($n=770$).

Source: INFC LTS003 tables, 2023/24

Carers known to Islington council, by ethnicity

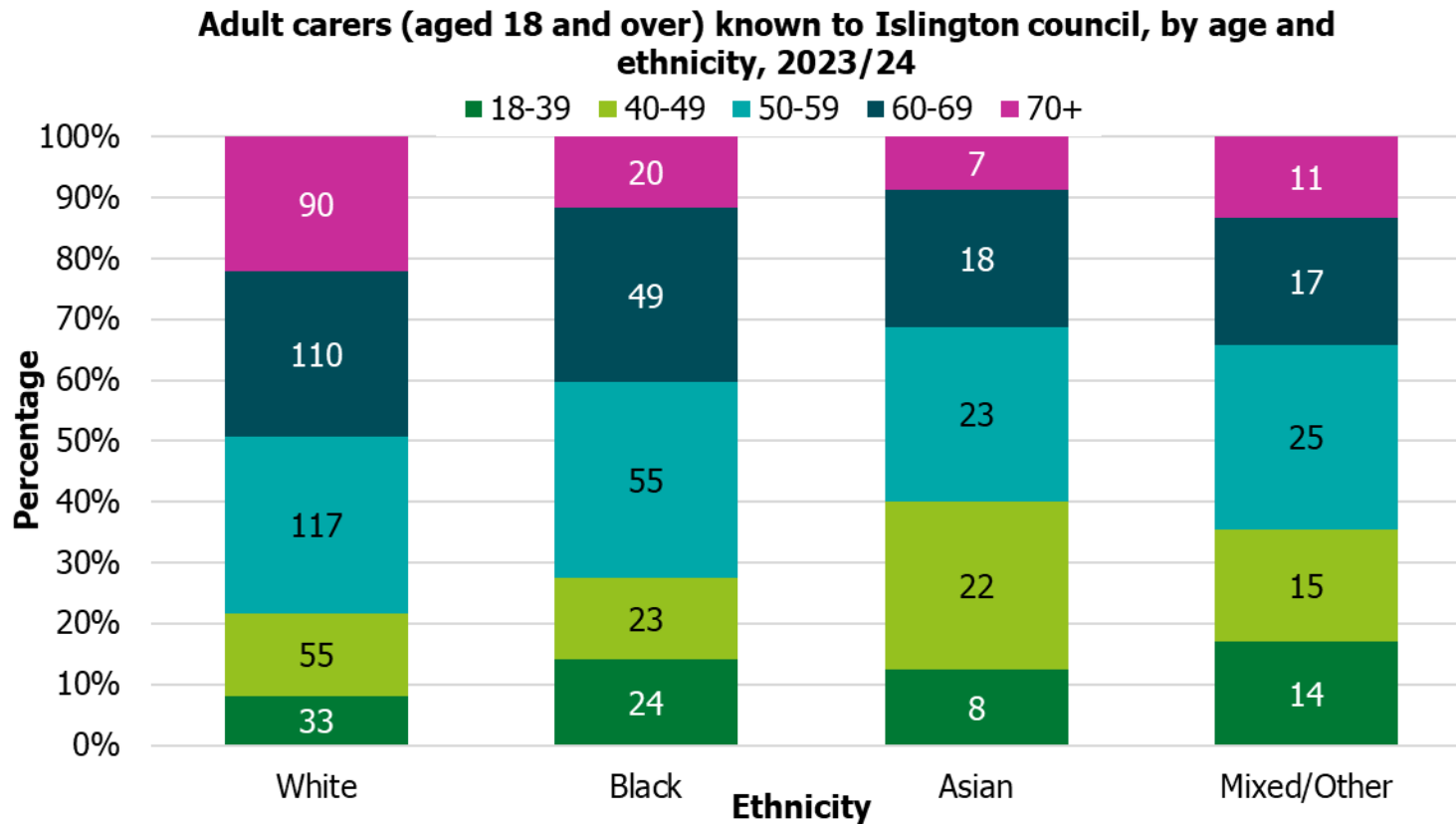


- 96% of carers known to Islington had a recorded ethnicity.
- The highest proportion of known to the council are of White British (32%) ethnicity, followed by White Other (8%) and Other (8%).

Note. SALT data includes carers contacted during the year whether or not they get a service between 01/04/2023 –31/03/2024 ($n=770$).

Source: INFC LTS003 tables, 2023/24

Carers known to Islington council, by age and ethnicity



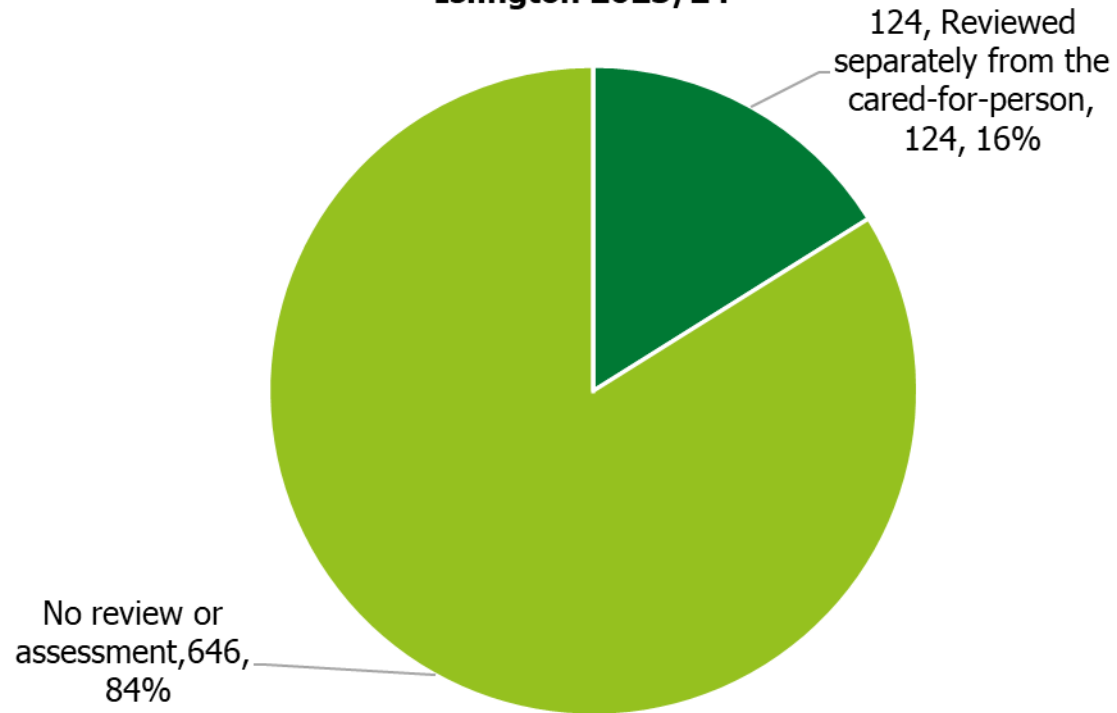
Note. SALT data includes carers contacted during the year whether or not they get a service between 01/04/2023 – 31/03/2024 ($n=770$).

Source: INFC LTS003 tables, 2023/24

- In 2023/24, there were no significant differences in the age structure of carers with different ethnicities.
- This was the same in 2021/22

Carers known to Islington council, by method of assessment or review

Carers known to Islington council, by method of assessment or review, Islington 2023/24



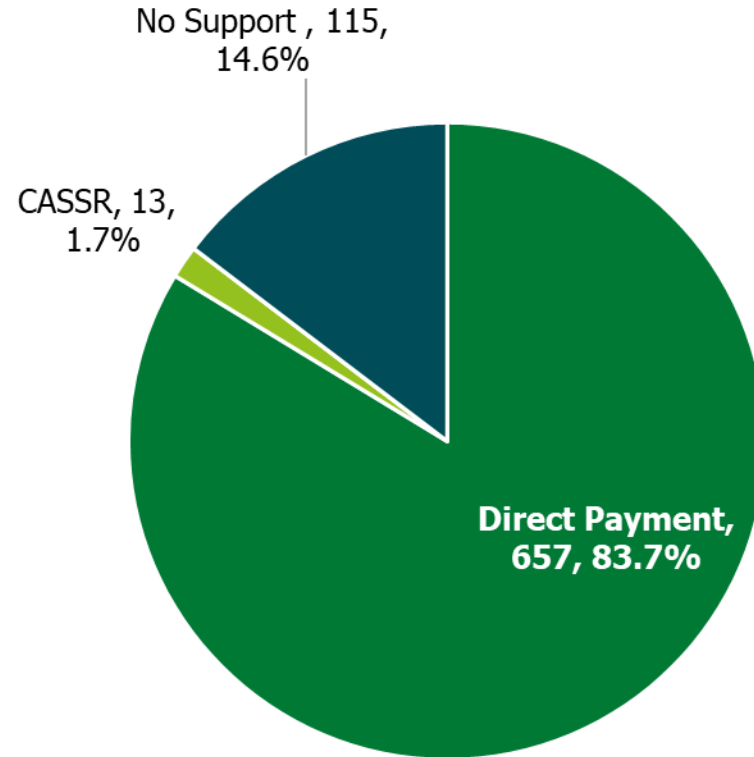
Note: SALT data includes carers contacted during the year whether or not they get a service between 01/04/2023 – 31/03/2024 ($n=770$).

Source: INFC LTS003 tables, 2023/24

- In 2023/24, most carers did not receive a review or assessment (84%).
- Of those reviewed all were reviewed separately from the cared for person, none received a joint review with the cared for person.
- It should be noted that there are known data quality issues in our internal LAS system in identifying carer assessments and reviews.
- In 2021/22, significantly more carers received a review separate from the cared-for-person (299, 35%). 0.5% received a joint review with the cared-for-person.

Carers known to Islington council, by type of support received

Carers known to Islington Council, by type of support received, Islington
2023/24



- The most common support received by carers in 2023/24 was a direct payment (83.6%).
- A very small proportion (1.7%) of carers received a managed personal budget (CASSR).
- 14.7% of carers received no support.

Note: CASSR stands for Councils with Adult Social Services Responsibilities. Carers receiving no support includes a small subset of carers who are indirectly receiving support via care provided to their cared-for person, such as respite. Carers with no support may be receiving support from the carers hub.

Source: INFC LTS003 tables, 2023-24

Carers receiving no support

- In 2023/24, 108 (14%) carers known to Islington council received no support. These were carers who were not receiving payment, personal budget, CASSR or residential short-term care.
- There were no significant differences between carers receiving no support by age, gender, ethnicity or primary support reason of the cared for client.

Islington Council Household Support Fund for Carers

- The Household Support Fund aims to provide crisis support to vulnerable households, helping those most in need with the cost of essentials. The fund is provided by the Department for Works and Pensions (DWP).
- Islington Council was allocated £2,218,159.62 for 1 October 2024 to 31 March 2025. We have used this fund to support households in the most need, included a Household Support Fund for Carers.
- Between January 2025 to March 2025, 1,456 carers applied for and received cost-of-living support of £200 each from Islington's Household Support Fund for Carers, totalling £291,200 paid to carer households.

Carers Hub

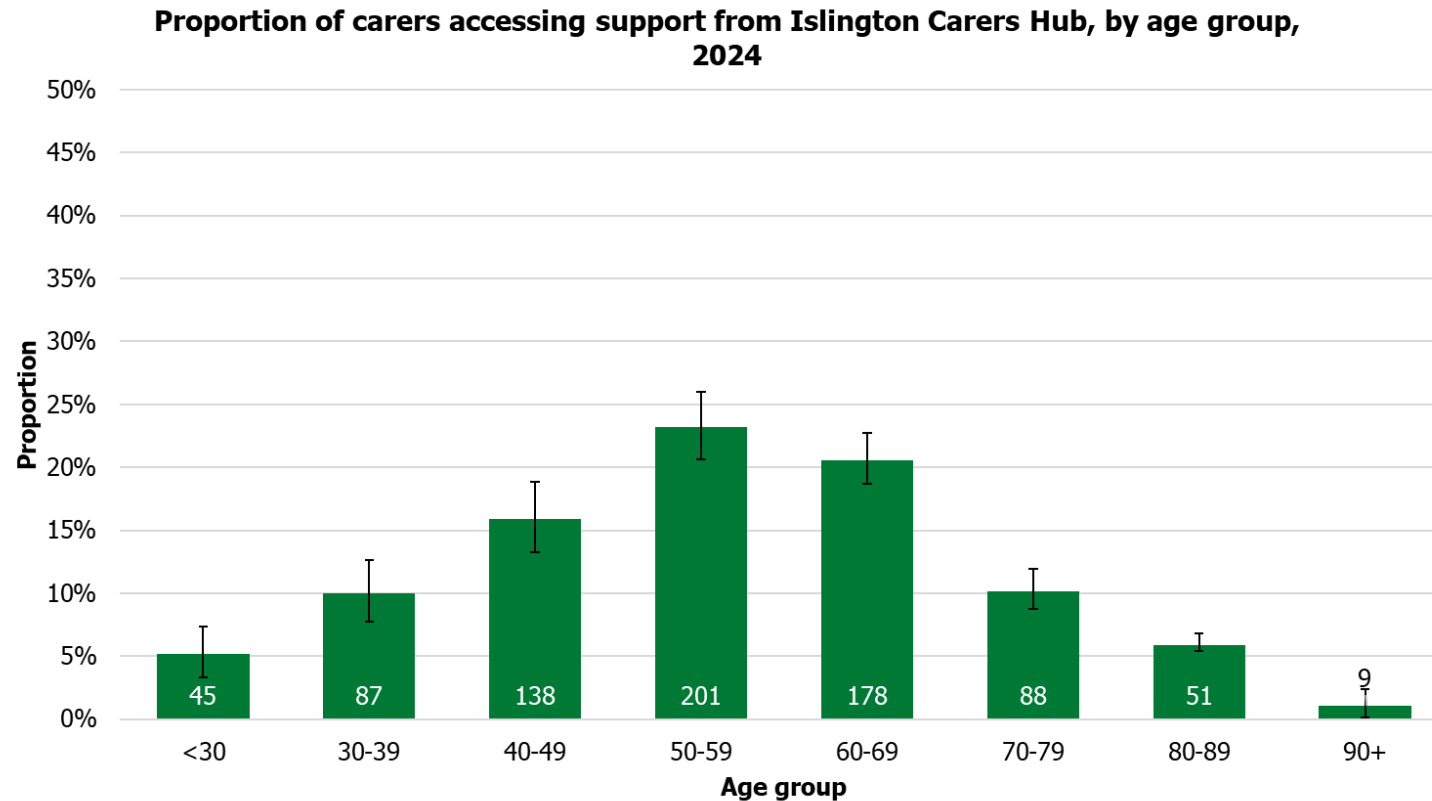
Islington Carers Hub 1

- There were a total of 3,364 service users of the Islington Carers hub between April 2023 to April 2024 (**1.85%** of the population). 420 carers (11%) were newly registered during this period.
- In March 2022, there were a total of 3,657 carers (only 7 less than in 2023) registered with the Islington Carers Hub. This was an increase from 2018/19 when 2,796 were registered with the carers hub.
- Of those registered with the Carers Hub, on average per quarter, 913 carers accessed their services during April 2023 to April 2024. On average per quarter, 814 service users received the information, advice and signposting offer (including 'Mobilise' online offer).
- Criteria for registering with the Islington Carers Hub:
 - Carers must be 18 and over
 - Carers must be caring for an Islington resident regardless of where the carer themselves lives
 - Carers are able to register with the Hub even if they or the person they are caring for are receiving support from Islington Adult Social Care Services.
- The Carers Hub sometimes carry out carer's assessments on behalf of Adult Social Care on the basis that neither the carer nor the cared for person are an existing service user receiving support from Adult Social Care Services.

Islington Carers Hub 2

- Demographic data has been analysed for the most recent available data on those clients helped with complex case work. This consists of 822 clients that were helped in the calendar year 2024.
- There were 679 carers classed as complex cases in 2020/21, this is 143 less carers than in 2024.
- In 2024, there were 814 Helpline enquiries which are simple issues resolved without the need for casework.

Carers accessing support from Islington Carers Hub, by age



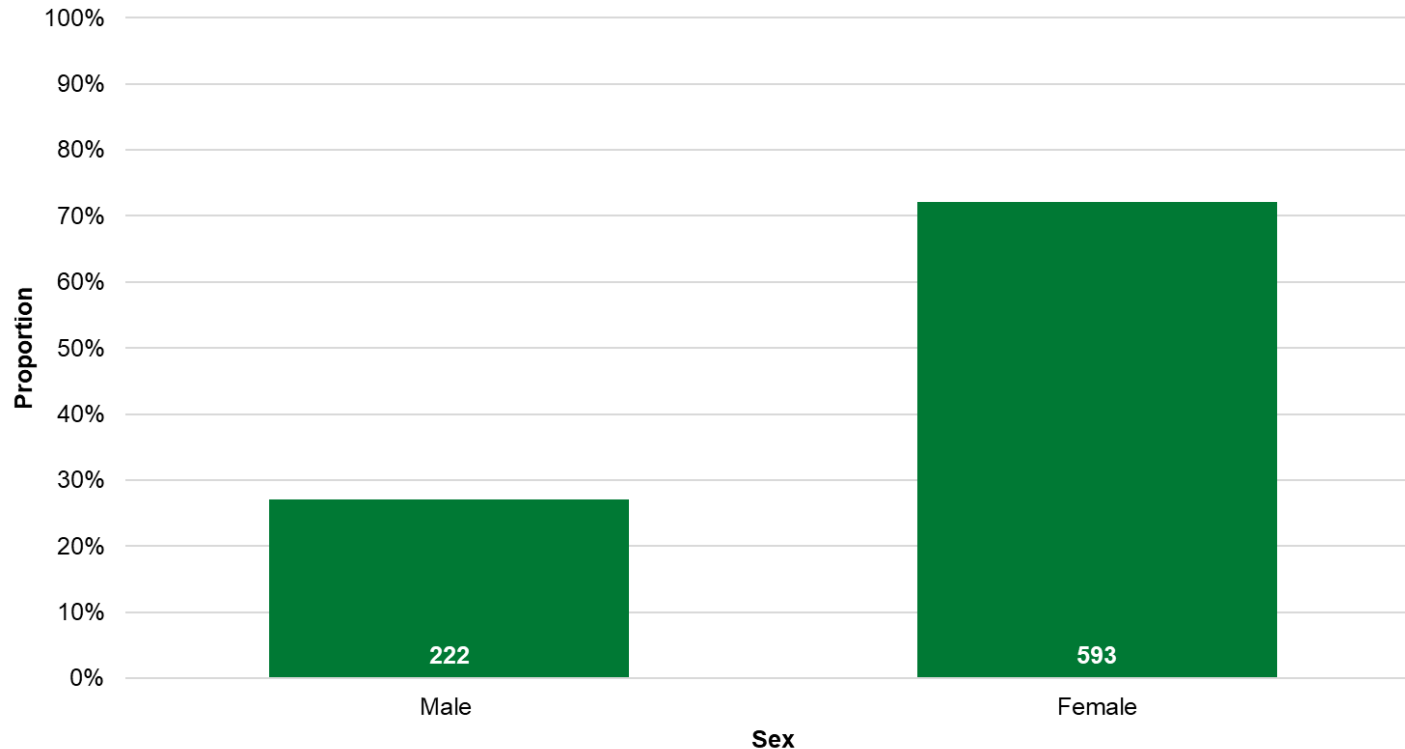
- There were 822 carers classed as having a complex case in 2024. Of these cases most were aged 50-59 (23%) and 60-69 years old (20%).

Note: 822 carers were supported through complex cases by the carers hub in 2024. 25 (2.9%) people did not have a recorded age.

Source: Islington Carer's Hub, 2024.

Carers accessing support from Islington Carers Hub, by gender

Number of carers accessing support from Islington Carers Hub, by sex, 2024

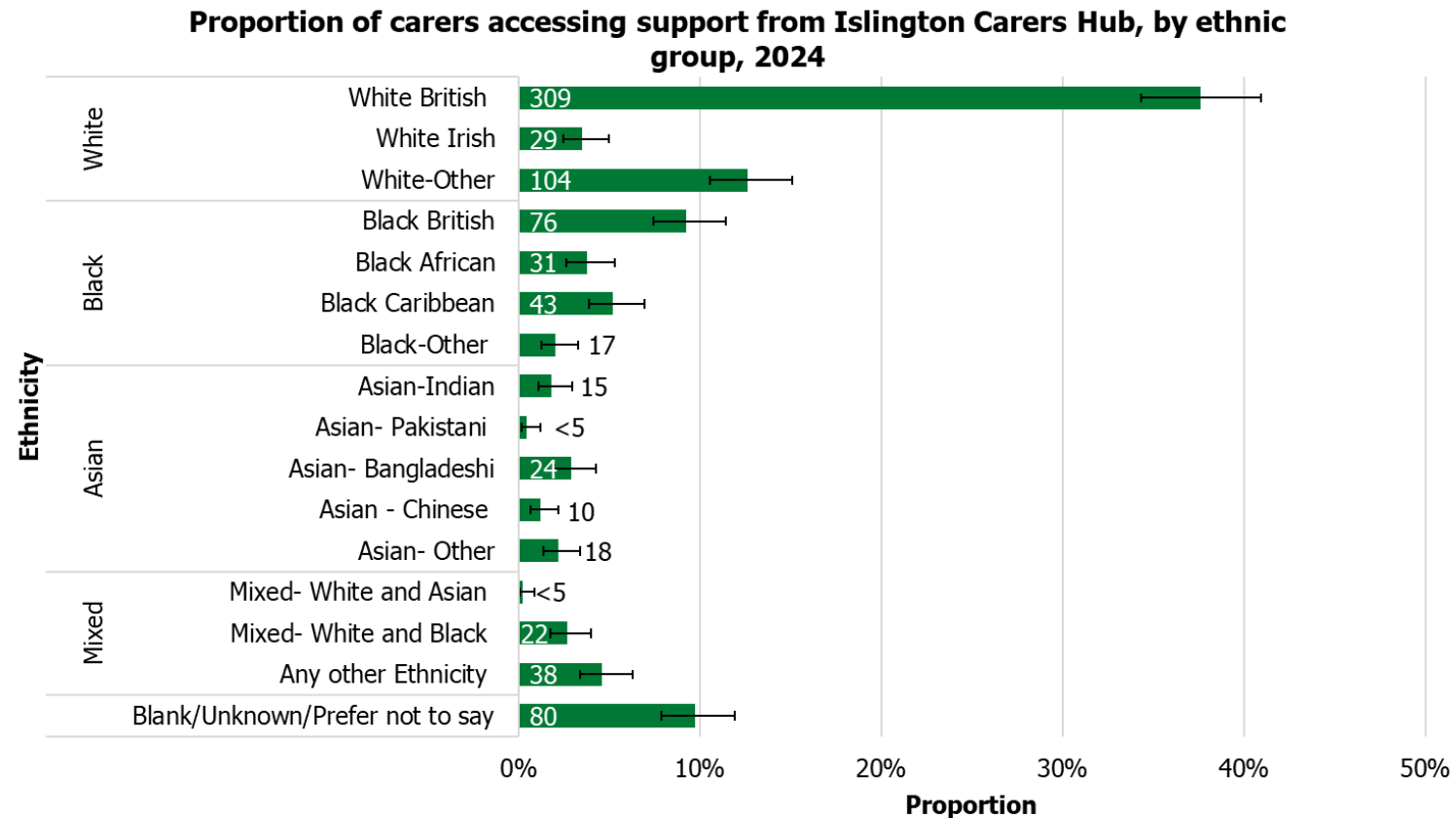


- The majority of complex case carers accessing services at the Hub were women (72%).

Note: 822 carers were supported through complex cases by the carers hub in 2024. 7 (1%) of carers were either unknown/blank or transgender.

Source: Islington Carers Hub, 2024

Carers accessing support from Islington Carers Hub, by ethnicity

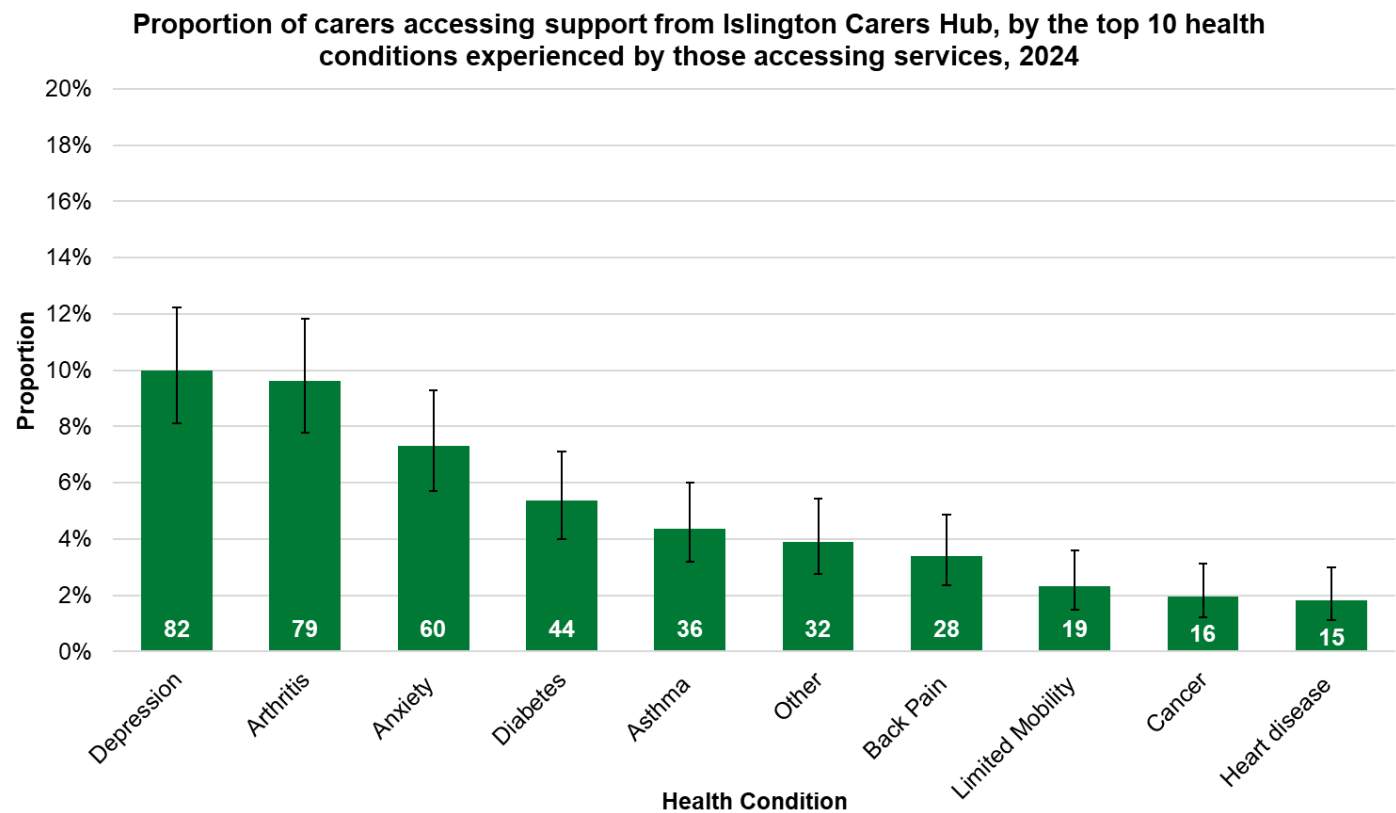


- The highest proportion of carers accessing support from the carer's hub are White British (38%). However, this percentage is representative of the general Islington population (44% White British).
- There is a small difference in the proportion of Black African carers (4%) compared to the general Islington population 8%

Note: 822 carers were supported through complex cases by the carers hub in 2024.

Source: Islington Carers Hub, 2024

Carers accessing support from Islington Carers Hub, by health condition



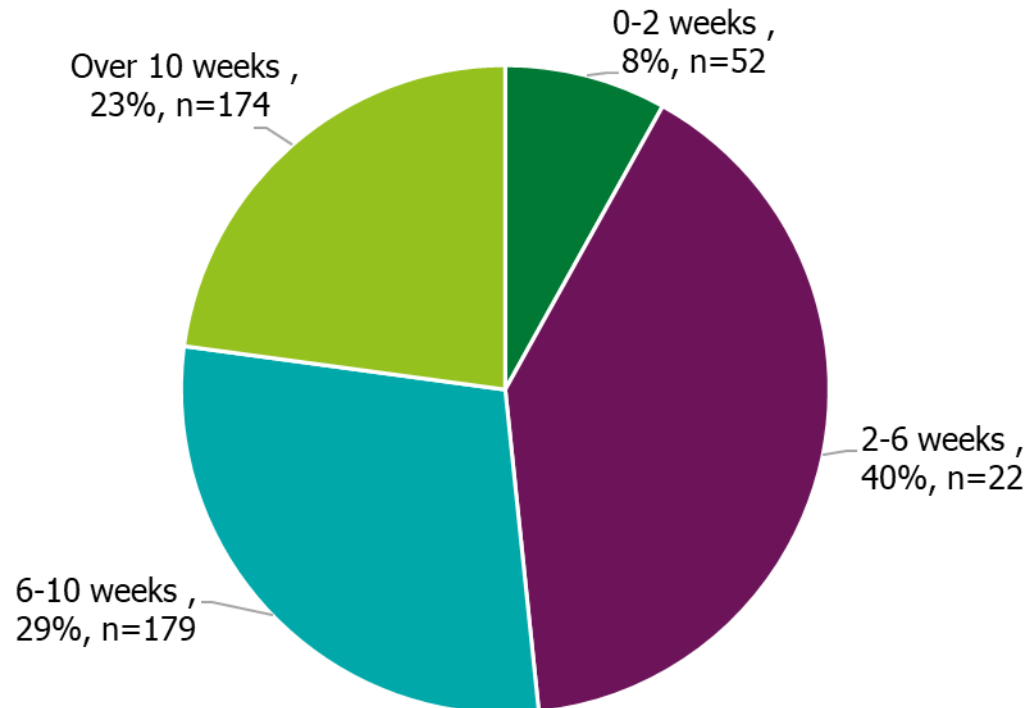
- Of the top 10 health conditions experienced by those accessing services, the most common were depression, arthritis and anxiety (10%, 10% and 7% respectively).

Note: Percentages shown are of the total number of carers supported through complex cases by the carers hub in 2024 (822).

Source: Islington Carers Hub, 2024

Case duration at Islington Carers Hub, 2024/25

Duration of cases supported by the Carers Hub, 2024/25

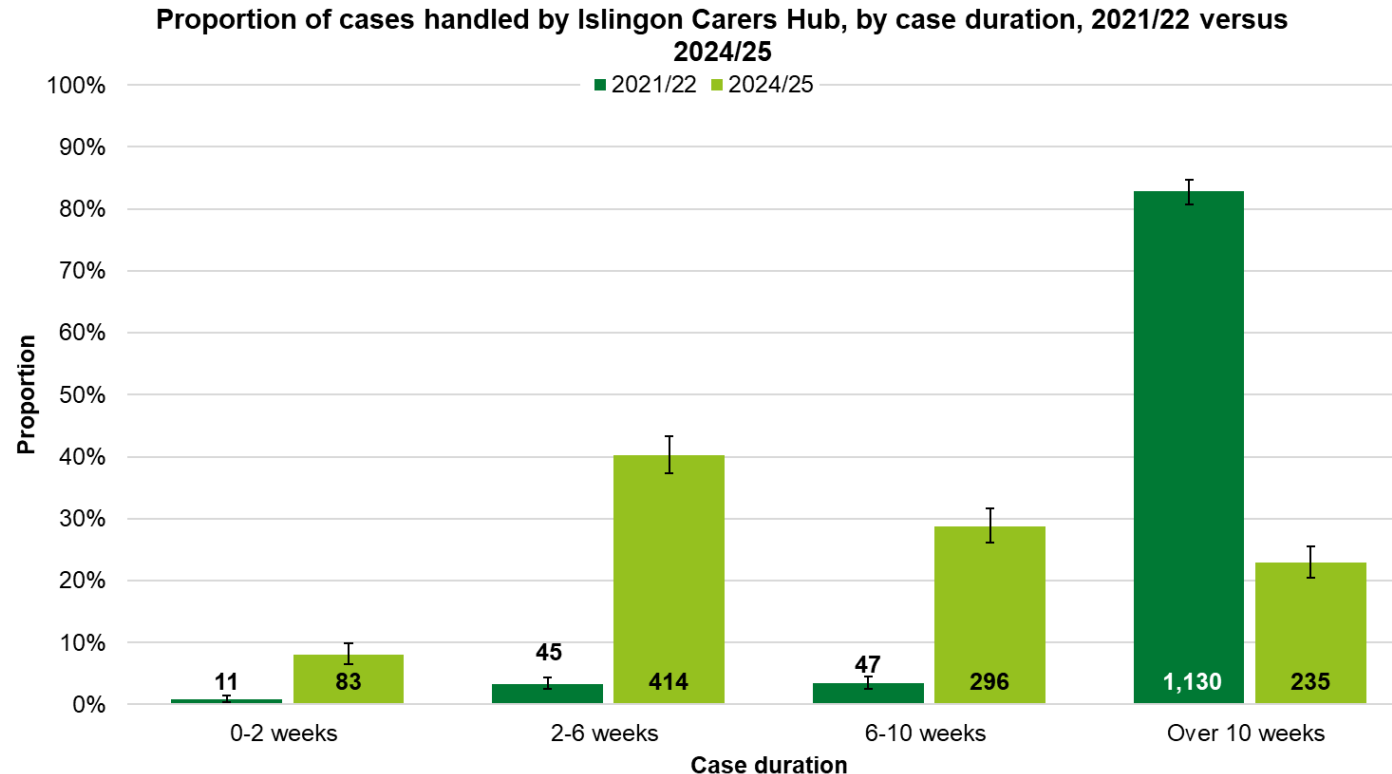


- In 2024/25, 71% of carers were supported through their case by the Carers Hub within 0 and 10 weeks.
- 29% were completed in over 10 weeks.

Note: 822 carers were supported through complex cases by the carers hub in 2024.

Source: Islington Carers Hub, 2024

Case duration for Islington Carers Hub, 2024 versus 2021/22



- We have compared the most recent year of data we have to the last carers needs assessment data from 2021/22.
- The proportion of carer's being supported for over 10 weeks by the carer's hub significantly decreased between 2021/22 and 2024/25.
- COVID 19 impacted the ability of the staff at the Carers Hub to support those with complex needs. The decrease shows a return to helping those in need as quickly as possible.
- The majority of cases had a duration on 2-6 weeks in 2024/25.

Note: Cases duration was impacted by COVID-19 during 2021. 131 people had no case duration data in 2021/22. Total cases handled in 2021/22 was 1,364. Total cases handled in 2024/25 was 1028

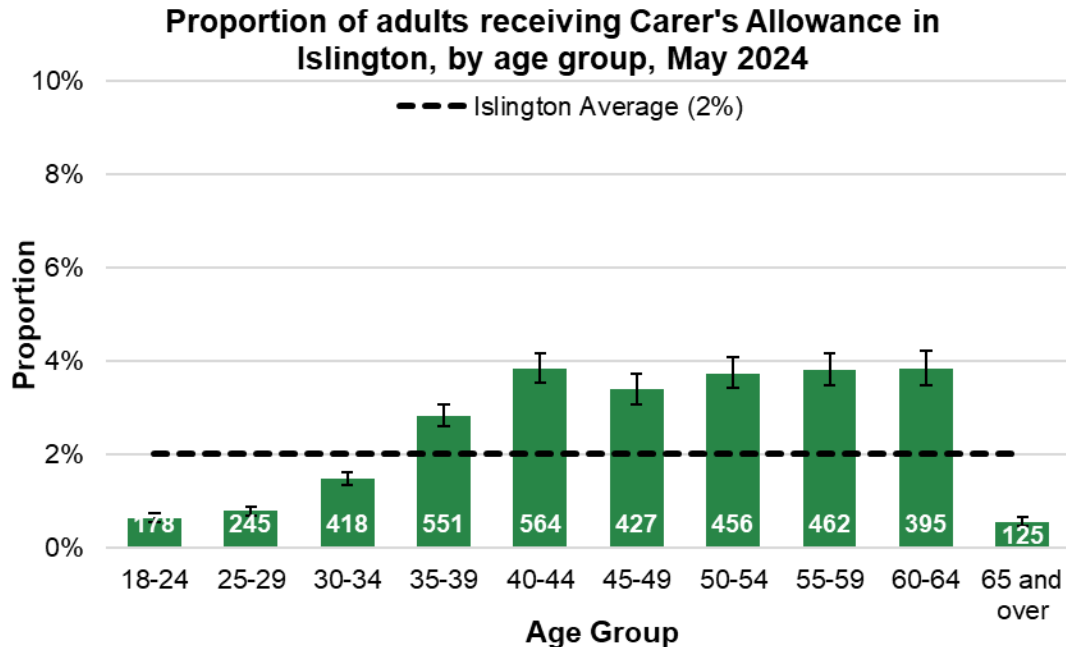
Source: Islington Carers Hub, 2024

People in receipt of Carer's Allowance

Carer's Allowance

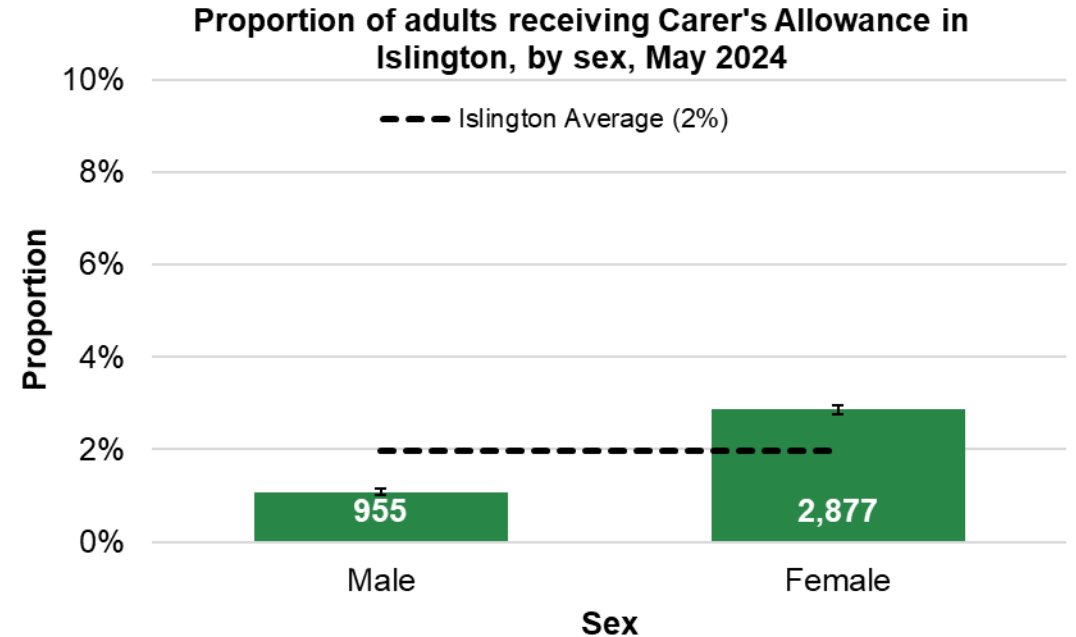
- The most recent data for those receiving carer's allowance in Islington is from May 2024 (this is the latest data at time of analysis).
- 3,832 people aged 18 and over were receiving Carer's Allowance in May 2024, accounting for **2%** of the Islington population.
- Carer's Allowance is paid to people who care for people on a qualifying disability benefit and:
 - provide at least 35 hours care per week
 - Do not earn more than £151 per week from their business or employment after deductions (£196 from April 2025).
 - are not in full-time education

People receiving Carer's Allowance, by age group and gender



Note: Latest data shown for May 2024

Source: DWP 2024. Housing led population projections for 2024



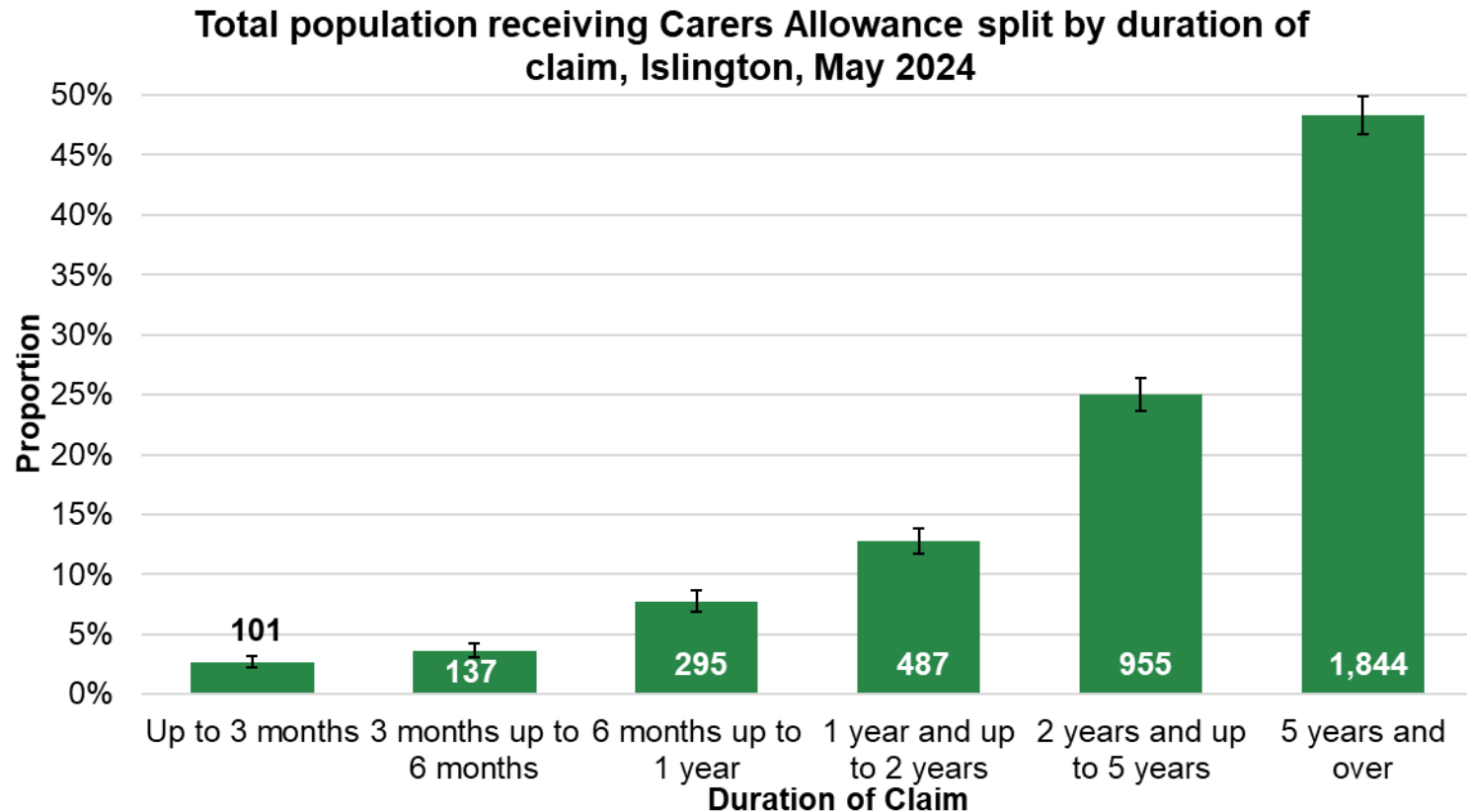
Note: Latest data shown for May 2024

Source: DWP 2024. Housing led population projections for 2024

Among the Islington population in 2024, there was a significantly higher proportion of people aged 35-39 years up to 60-64 years who were receiving carer's allowance compared to the Islington average (2%).

There was a significantly higher proportion of women receiving carer's allowance (2.9%) compared to men (1.1%) and the Islington average.

People receiving Carer's Allowance, by duration

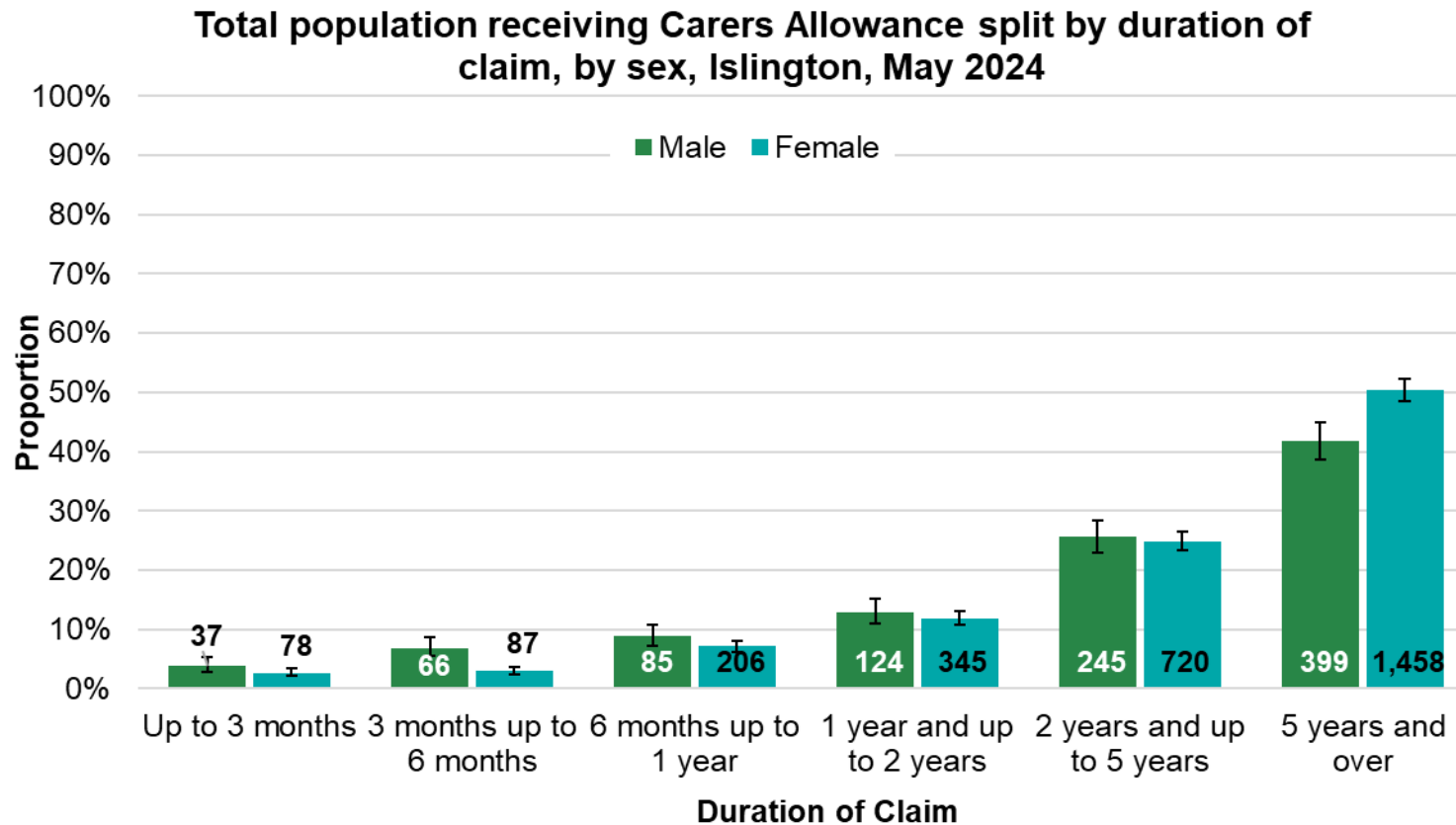


Note: Latest data shown for May 2024

Source: DWP 2024

- 48% of people in receipt of carer's allowance in 2024 had been receiving the benefit for five years or longer.
- This compares to 14% of people who had been receiving carer's allowance for up to one year.

People receiving Carer's Allowance, by duration and gender

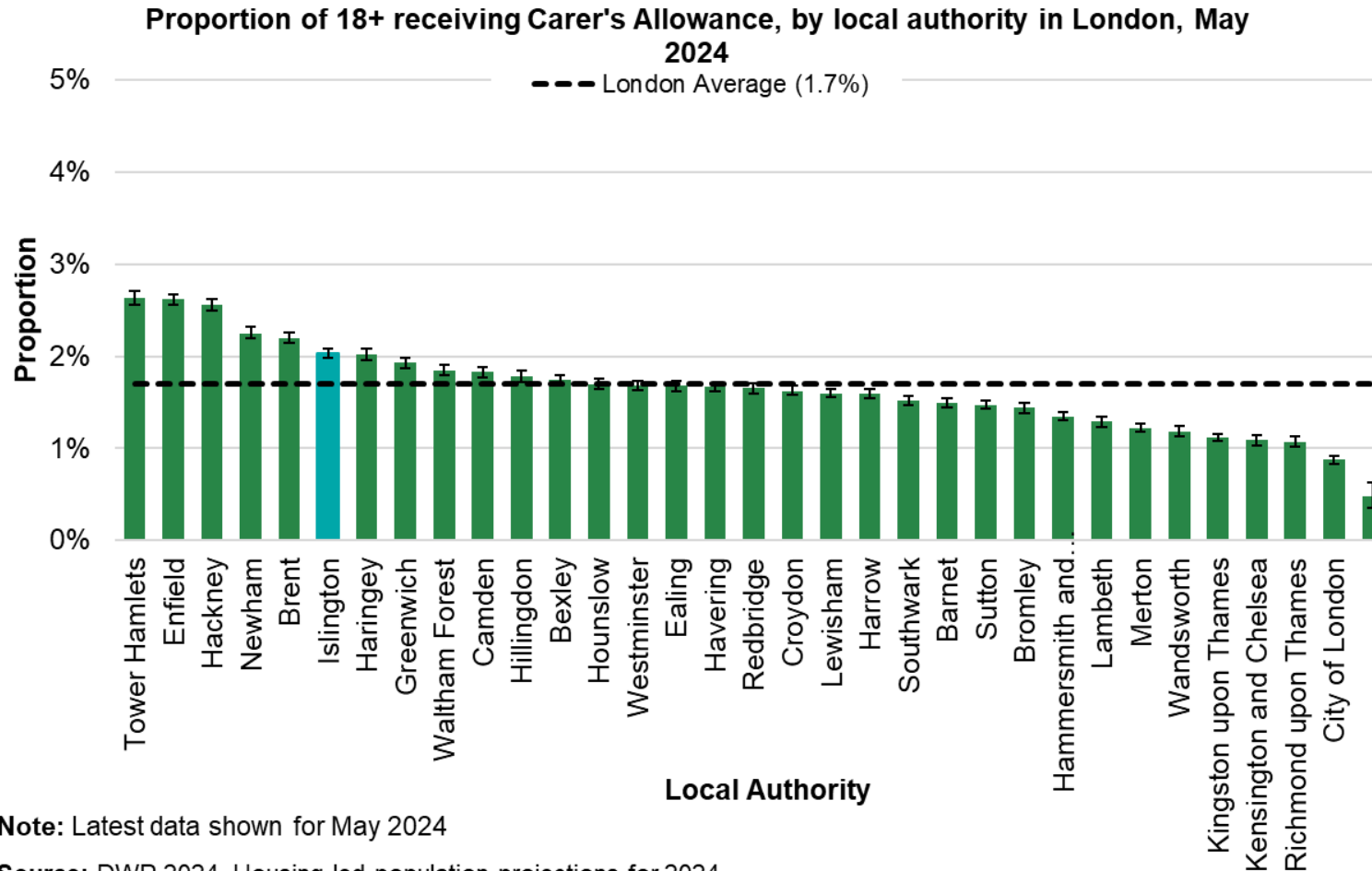


Note: Latest data shown for May 2024

Source: DWP 2024

- More women (50%) were receiving carer's allowance for five years or longer in 2024 compared to men (42%).
- On the other hand, more men (7%) than women (3%) were receiving carer's allowance for between 3 and 6 months

People receiving Carer's Allowance, by local authority

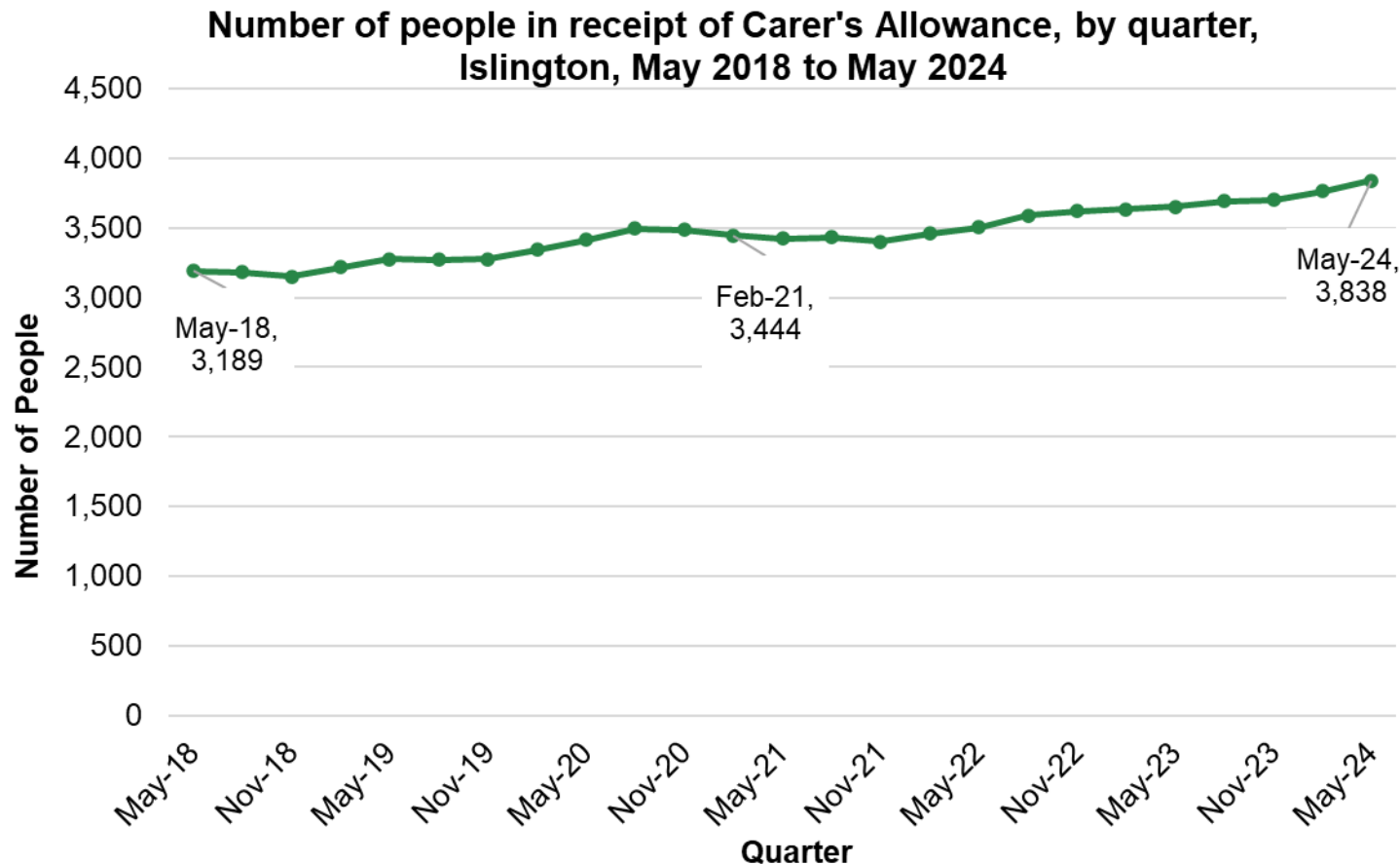


Note: Latest data shown for May 2024

Source: DWP 2024, Housing led population projections for 2024

- In Islington in 2024, 1.6% of people aged 18 and over were in receipt of carer's allowance. This was significantly higher than London (1.4%).
- Islington ranks 7th for the proportion of people receiving carer's allowance across the 32 London boroughs.

People receiving Carer's Allowance, May 2018 to May 2024



Source: DWP 2024











- The number of people aged 18 and over receiving carer's allowance increased by 20% in the past 6 years from 3,189 in 2018 to 3,832 in 2024.
- This is lower than the 22% increase seen in London from 2018 to 2024.

Adult Carers Survey

Carers survey 2023/24

- The Survey of Adult Carers in England (SACE) has been developed to learn more about whether services received by carers are helping them in their caring role and their life outside of caring, and also about their perception of the services provided to the person they care for.
- The survey is carried out every 2 years and is distributed to a subset of carers known to the council which includes only those carers who are receiving a service directly or indirectly.
- In 2023/24 the SACE was distributed to 757 carers known to Islington Council, of which 690 were residents in Islington.
- 152 carers residents in Islington responded to the survey, giving an overall response rate of 22%.


Carer survey results 2023/24

2023-24		Islington		Islington by year		Year-on-Year change
		vs. LONDON	vs. ENGLAND	2021-22	2023-24	2021-22 vs 2023-24
1C	Carer reported quality of life score			7.1	7.8	0.7
5A2	Proportion of carers who reported that they had as much social contact as they would like			29%	33%	4%
1E	Overall satisfaction of carers with social services			31%	46%	15%
3B	Proportion of carers who report that they have been included or consulted in discussion about the person they care for			60%	64%	4%
3C2	Proportion of carers who find it easy to find information about support			56%	58%	2%

Source: Personal Social Services Survey of Adult Carers – 2021/22 – 2023/24.

Current value

compared to London or England

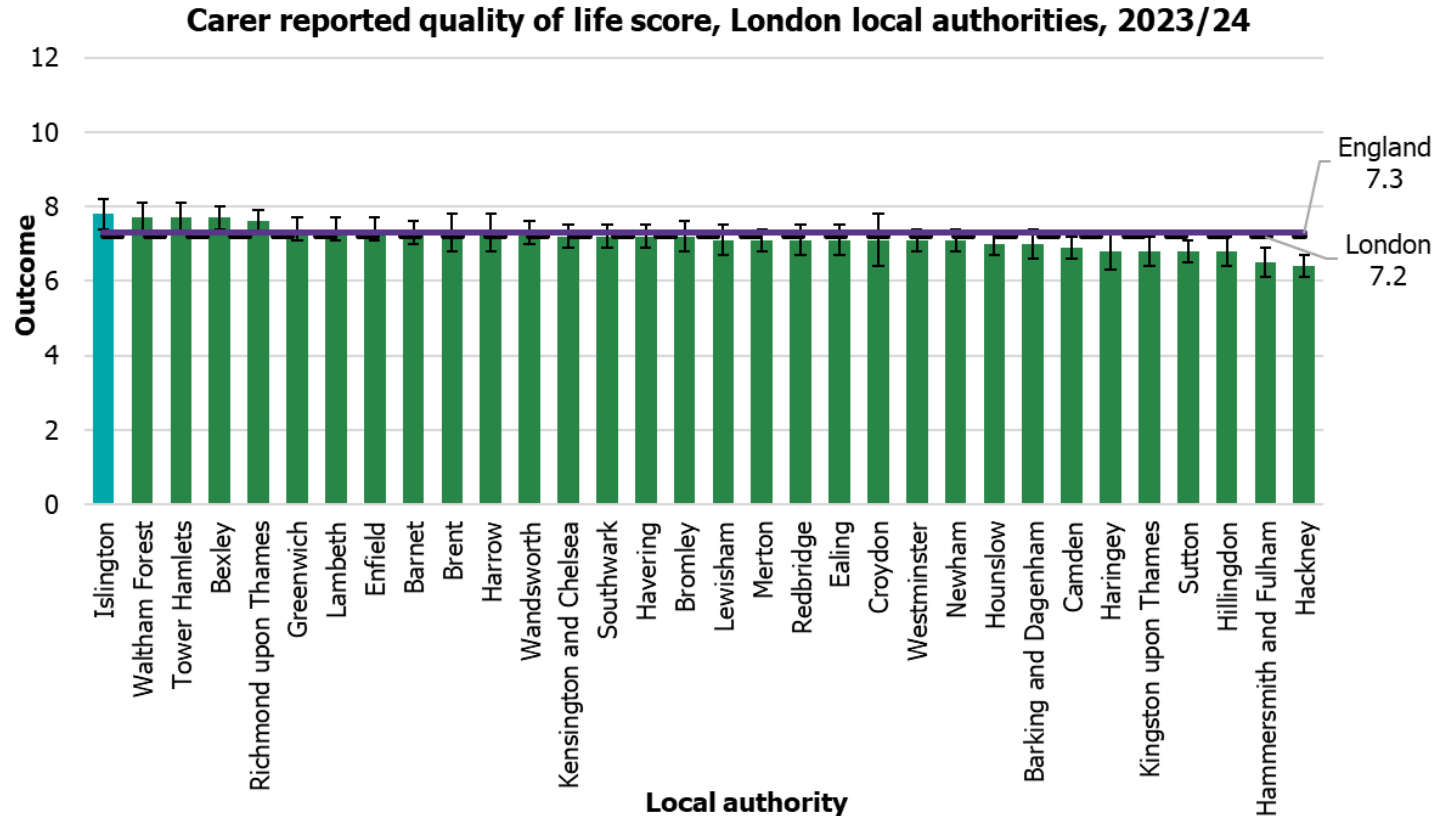
 Better

 Same

 Worse

- All ASCOF indicators for carers in Islington increased and improved between 2021/22 and 2023/24. Despite the increase of all the ASCOF indicators the wide margins of error mean that the change is not statistically significant.
- This overall positive improvement could be attributed to a new carers strategy which includes more about the carer as an expert involving them in the process of providing care and support.
- There has also been increased in-house training for supporting carers.
- Islington have recommissioned the carers hub service with an advanced wellbeing offer, digital offer and a counselling offer.

Carer survey results across London local authorities (1)

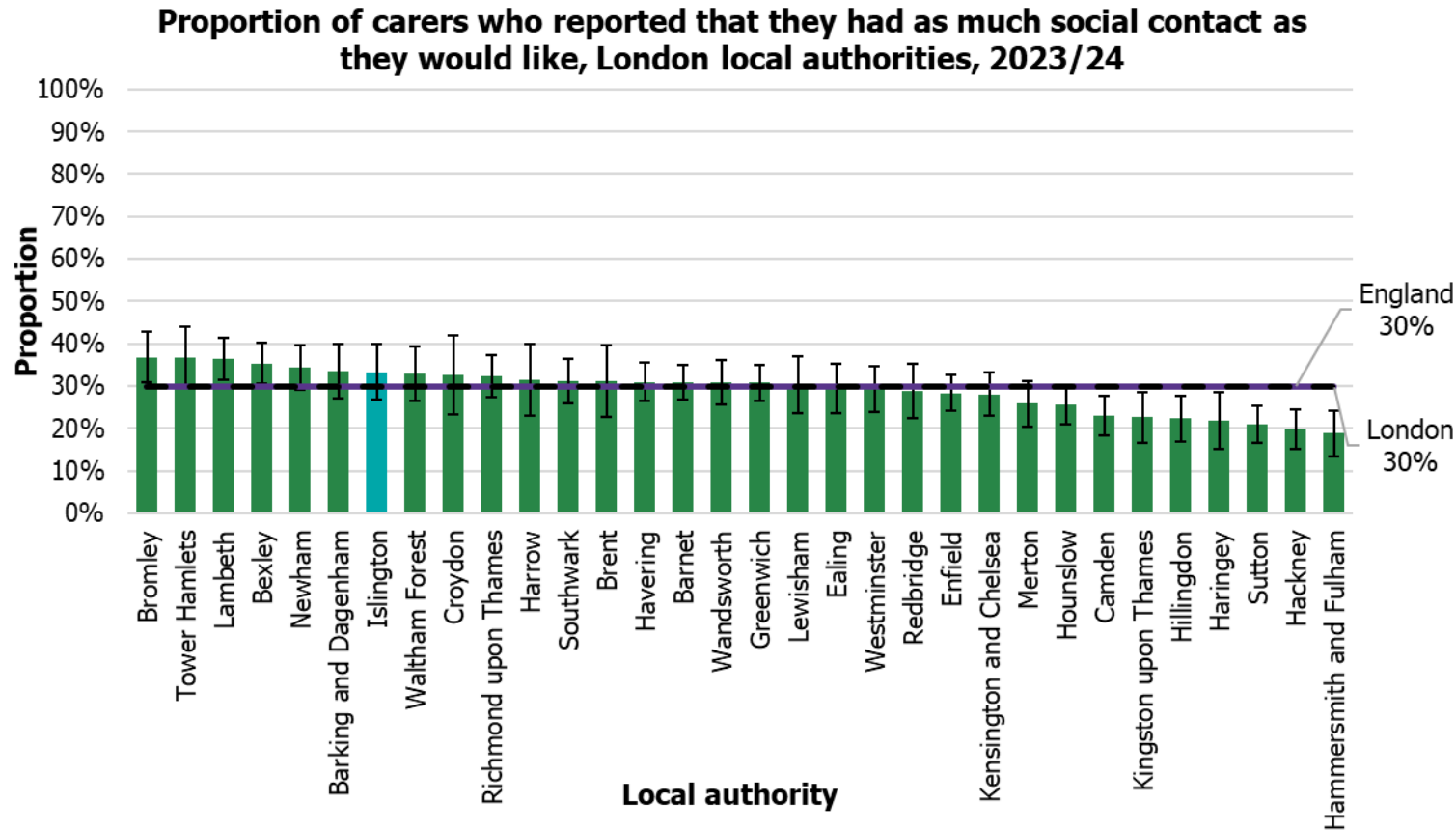


Note: The carer reported quality of life score has a maximum score of 12. City of London is excluded from this chart due to small numbers.

Source: Personal Social Services Survey of Adult Carers, 2023/24.

- In 2023/24 in Islington, the carer reported quality of life score was 7.8, which is significantly higher than London (7.2) and England average (7.3).
- Islington ranks 1st across 32 London boroughs.
- Islington previously ranked 13th in 2021/22

Carer survey results across London local authorities (2)

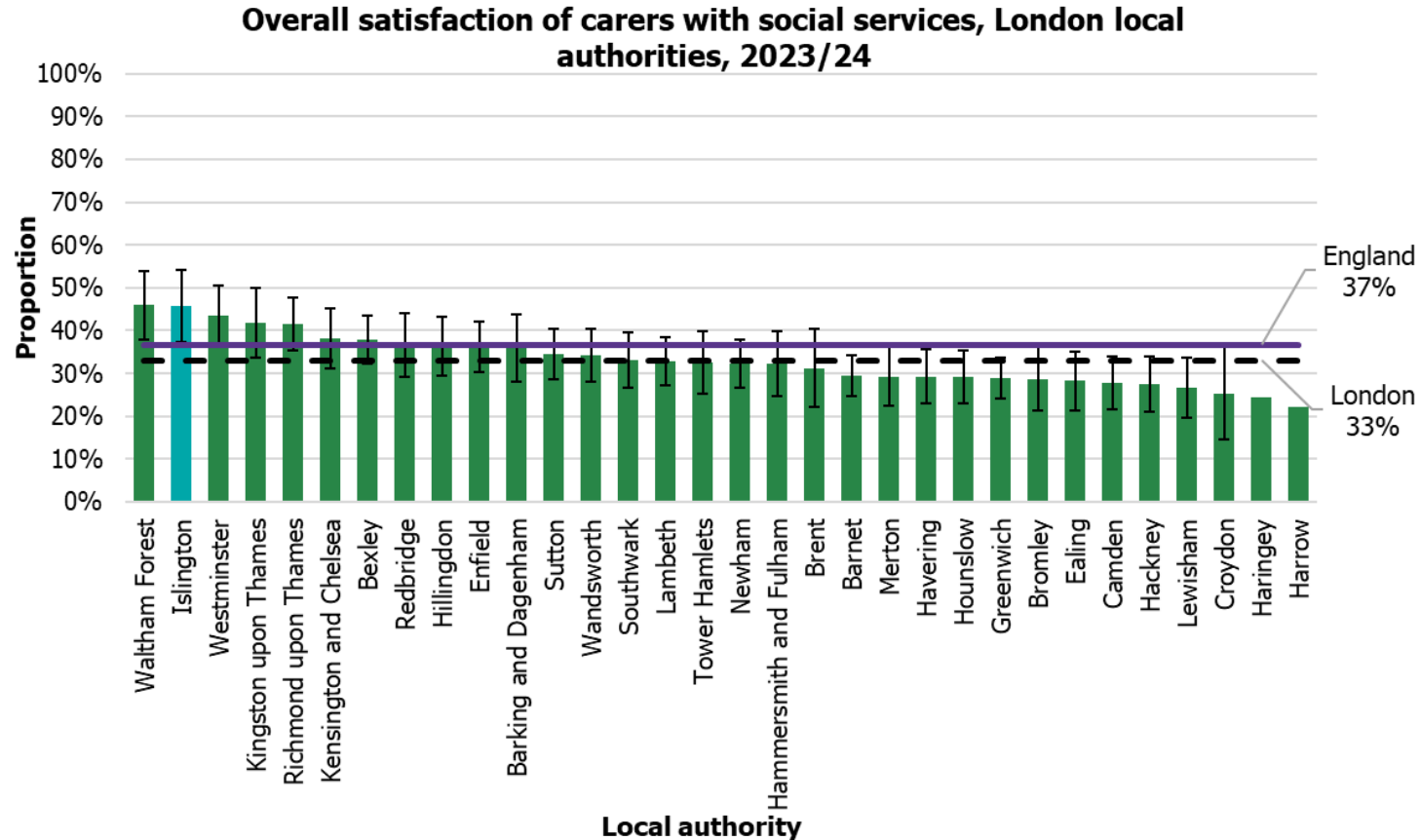


Note: City of London is excluded from this chart due to small numbers.

Source: Personal Social Services Survey of Adult Carers, 2023/24.

- In 2023/24 in Islington, the proportion of carers who reported that they had as much social contact as they would like was 33% which is similar to London and England averages (29% and 30% respectively)
- Islington ranks 7th across 32 London boroughs. In 2021/22 Islington ranked 9th

Carer survey results across London local authorities (3)

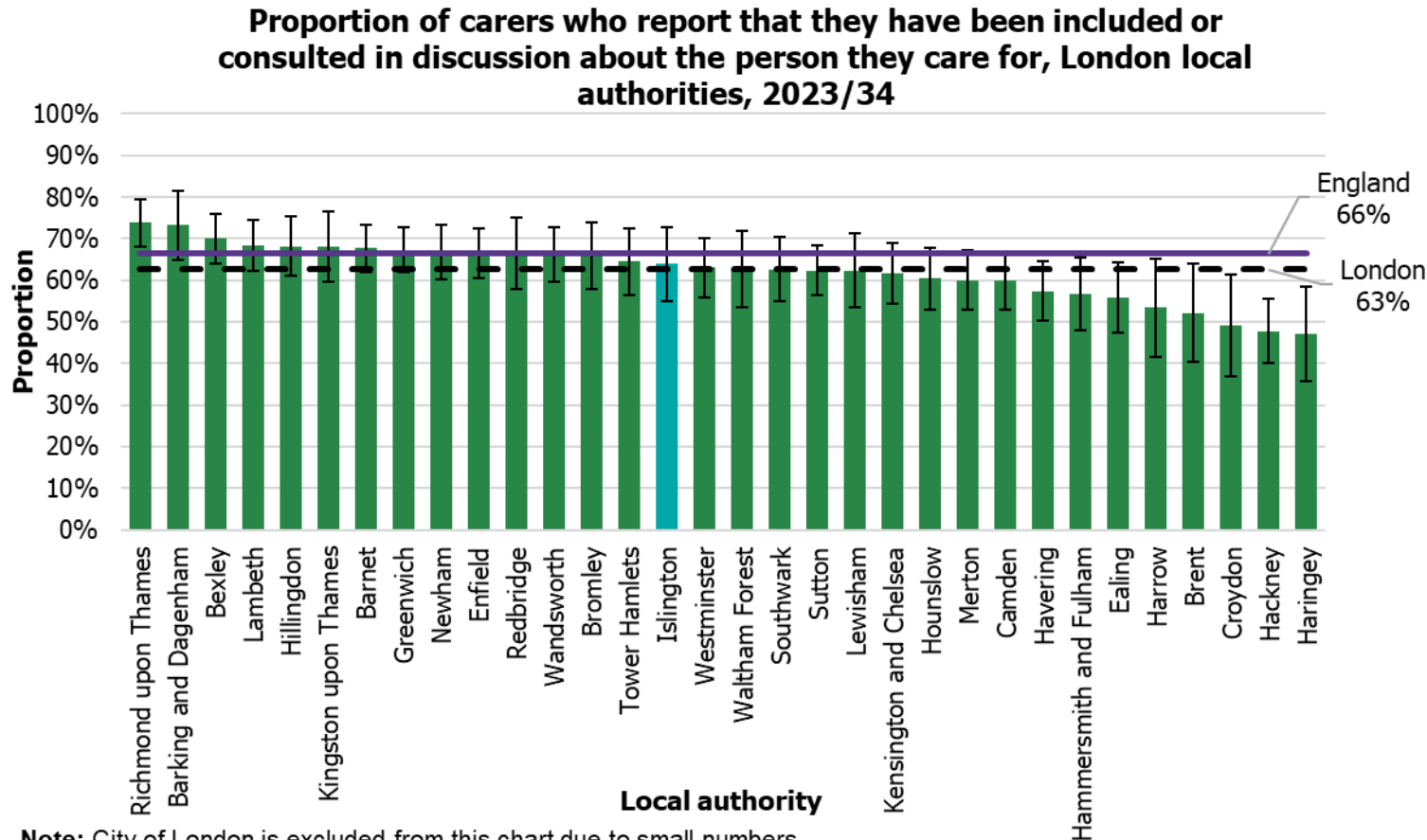


Note: City of London is excluded from this chart due to small numbers.

Source: Personal Social Services Survey of Adult Carers, 2023/24.

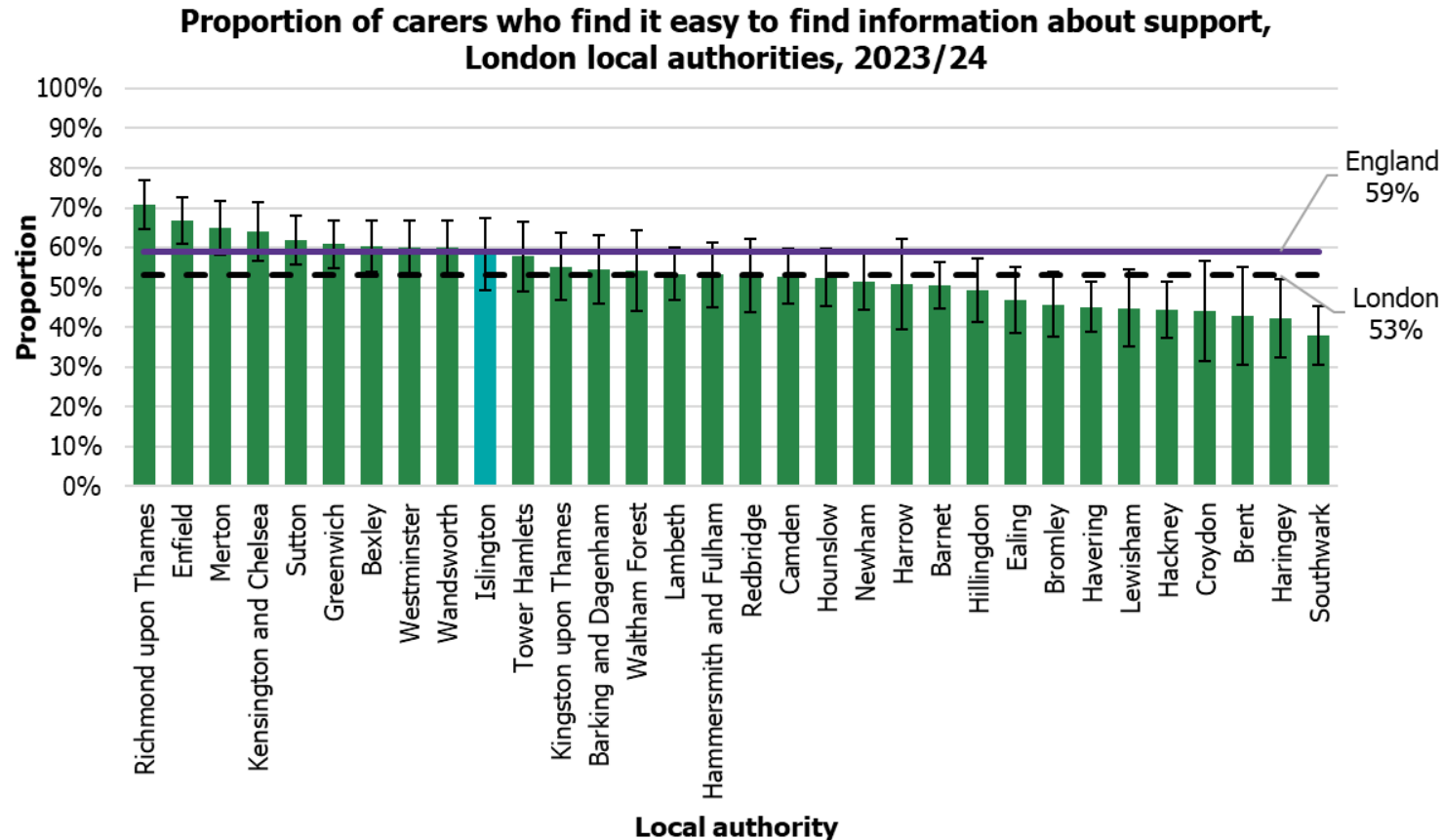
- In 2023/24 in Islington, the proportion of carers reporting an overall satisfaction with social services was 46% which is significantly higher than London (33%) but similar to England (37%).
- Islington ranks 2nd across 32 London boroughs. In 2021/22 Islington ranked 18th across the boroughs.

Carer survey results across London local authorities (4)



- In 2023/24 in Islington, the proportion of carers who report that they have been included or consulted in discussion about the person they care for was 64% which is similar to London and England (63% and 66% respectively).
- Islington ranks 15th across 32 London boroughs. In 2021/22 Islington ranked 16th across the boroughs.

Carer survey results across London local authorities (5)



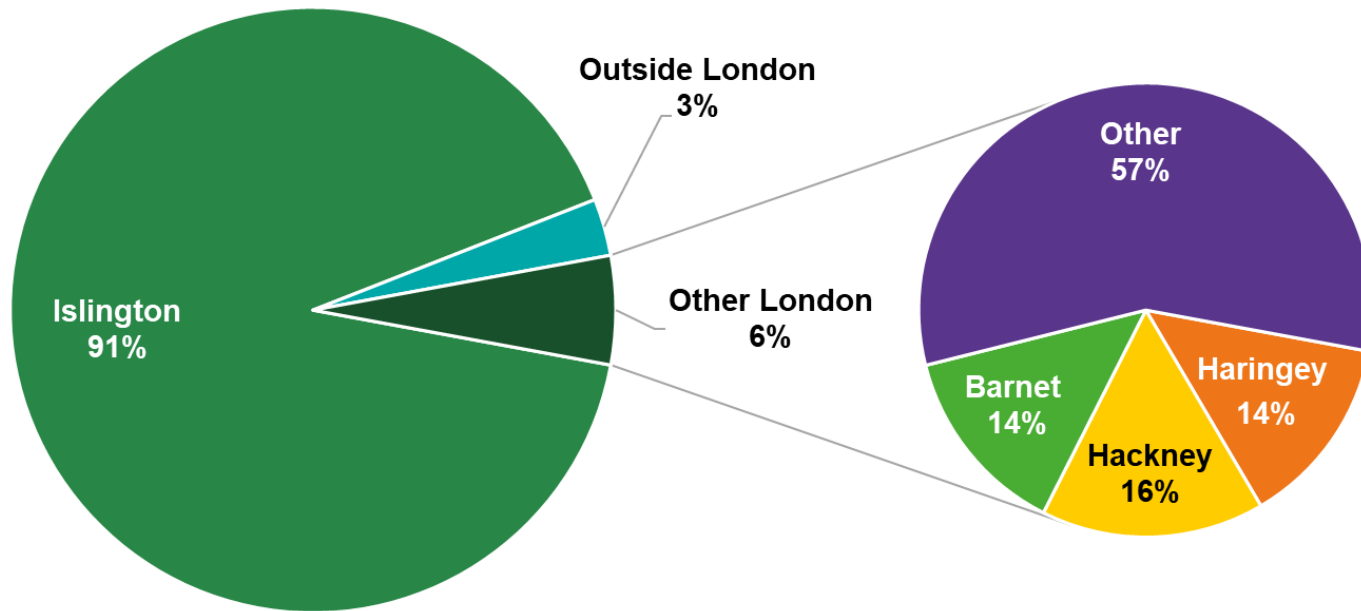
Note: City of London is excluded from this chart due to small numbers.

Source: Personal Social Services Survey of Adult Carers, 2023/24.

- In 2023/24 in Islington, the proportion of carers who find it easy to find information about support was 58% which is similar to London and England (53% and 59% respectively).
- Islington ranks 10th across 32 London boroughs. In 2021/22 Islington ranked 11th across 32 London boroughs.

Carer survey distribution, by borough

Total carer survey distribution in the eligible population known to the council (aged 18 and over) by location, 2023/24

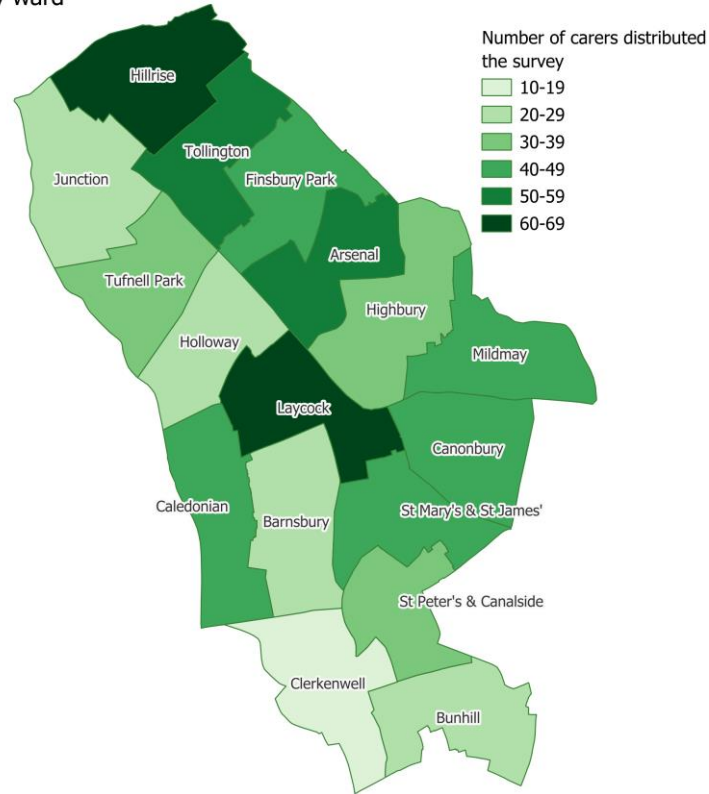


Note: The category Other London includes: Barking and Dagenham, Bexley, Brent, Croydon, Camden, Ealing, Enfield, Greenwich, Hackney, Kensington and Chelsea, Lambeth, Merton, Newham, Richmond upon Thames, Tower Hamlets, Waltham Forest and Westminster. The SACE data uses a subset of carers known to Islington council who are receiving a service directly or indirectly in 2023/24 (n=757).

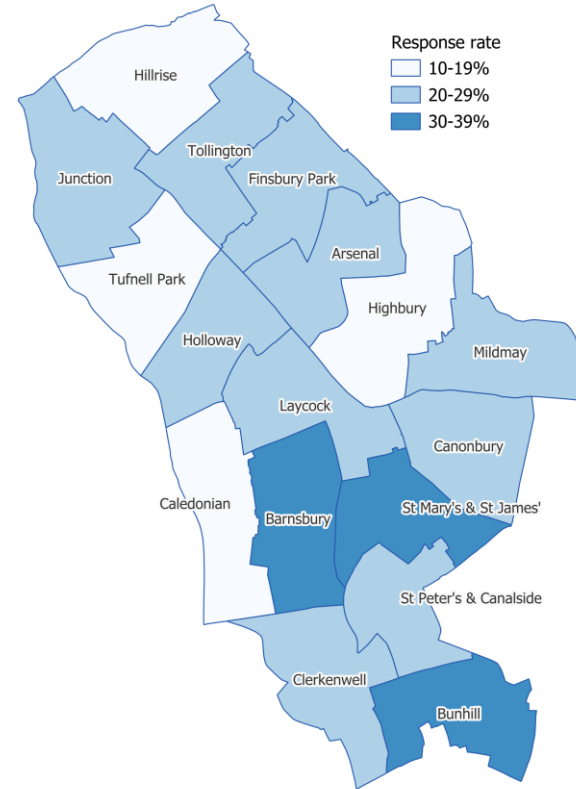
- The SACE dataset uses a subset of carers known to the council getting a service directly or indirectly (757).
- Of this subset, 690 adult carers were Islington residents (91%).
- A further 6% were residents in other boroughs in London and 3% were residents outside of London.
- Of those in the other London category, most carers lived in Hackney, Barnet and Haringey.

Carer survey responses, by ward

Adult carers (aged 18+) total survey distribution of the SACE 2023/24 in Islington by ward

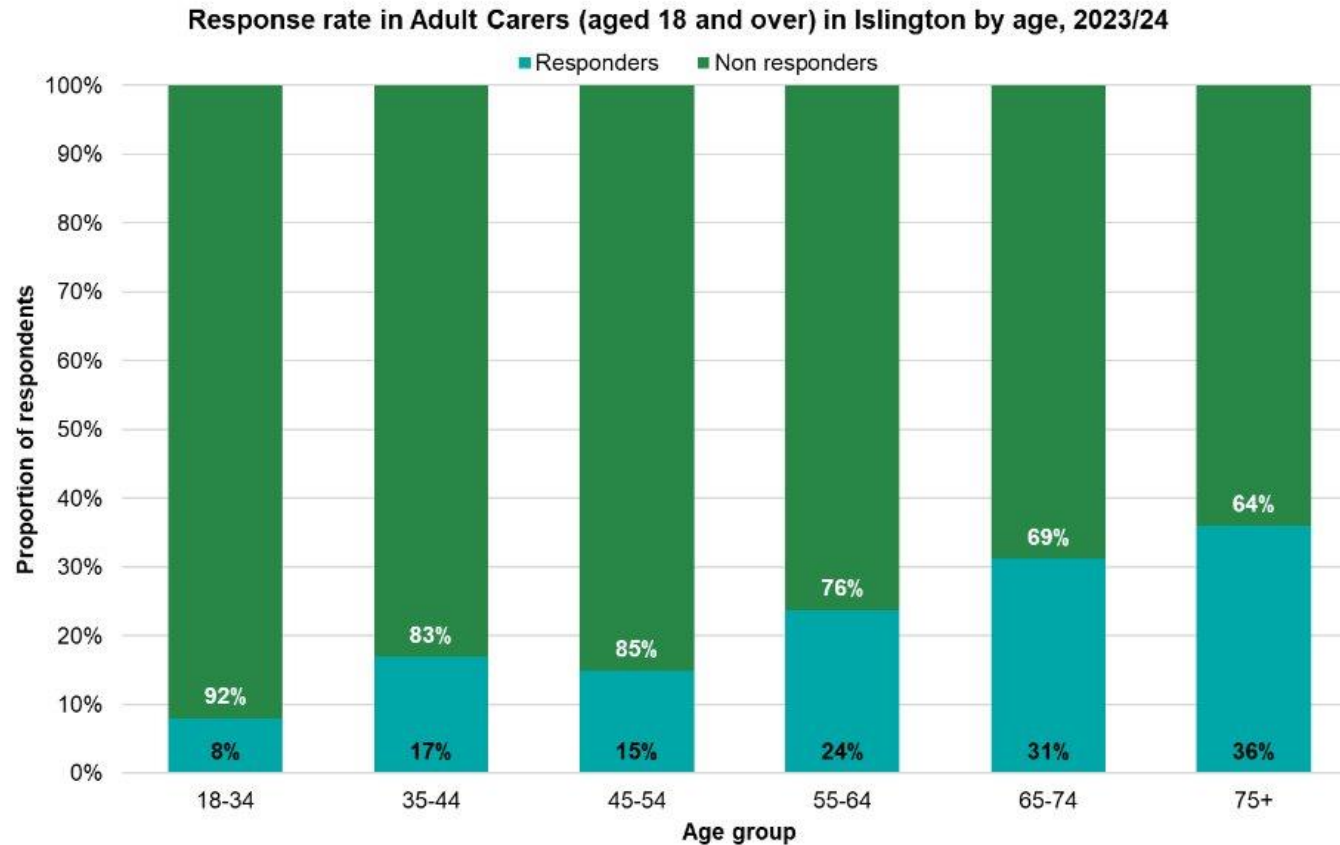


Adult carers (aged 18+) SACE 2023/24 response rate in Islington by ward



- In 2023/24, the carer survey was distributed to **690 adult carers** in Islington, with the highest number of adult carers living in Laycock and Hillrise (71 and 60) and the lowest number of carers registered in Clerkenwell (14).]
- The **response rate** of adult carers in Islington was **152 (22%)**, with the highest number registered in Bunhill (36%) and the lowest in Tufnell park (10%).

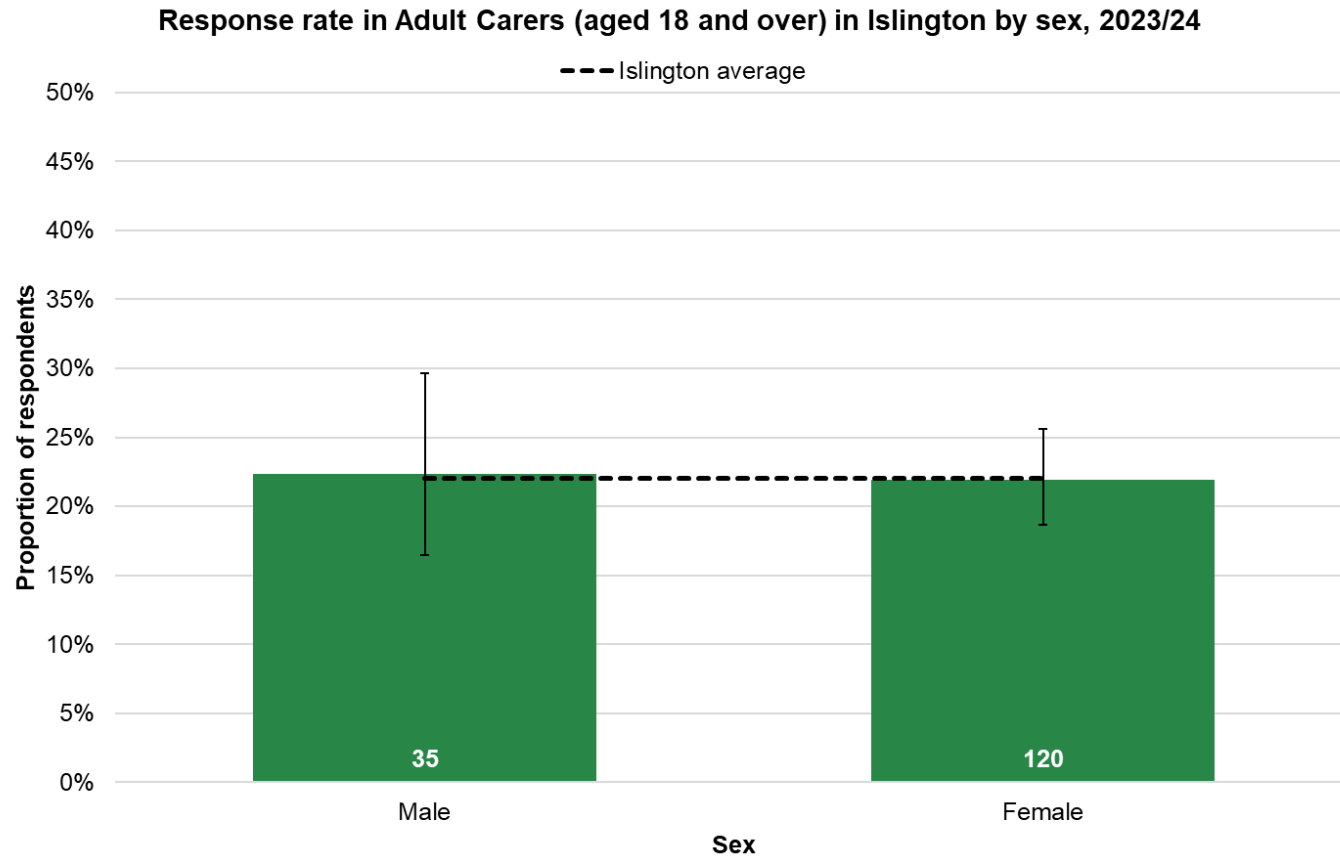
Carer survey responses, by age group



Source: SACE 2023/24 data return

- The percentage of people who responded to the Survey of Adult Carers increased with Age.
- However, there were no significant differences between the eligible survey population and those who responded.
- Therefore, the results can be assumed to be representative of the adult social care population.

Carer survey responses, by gender

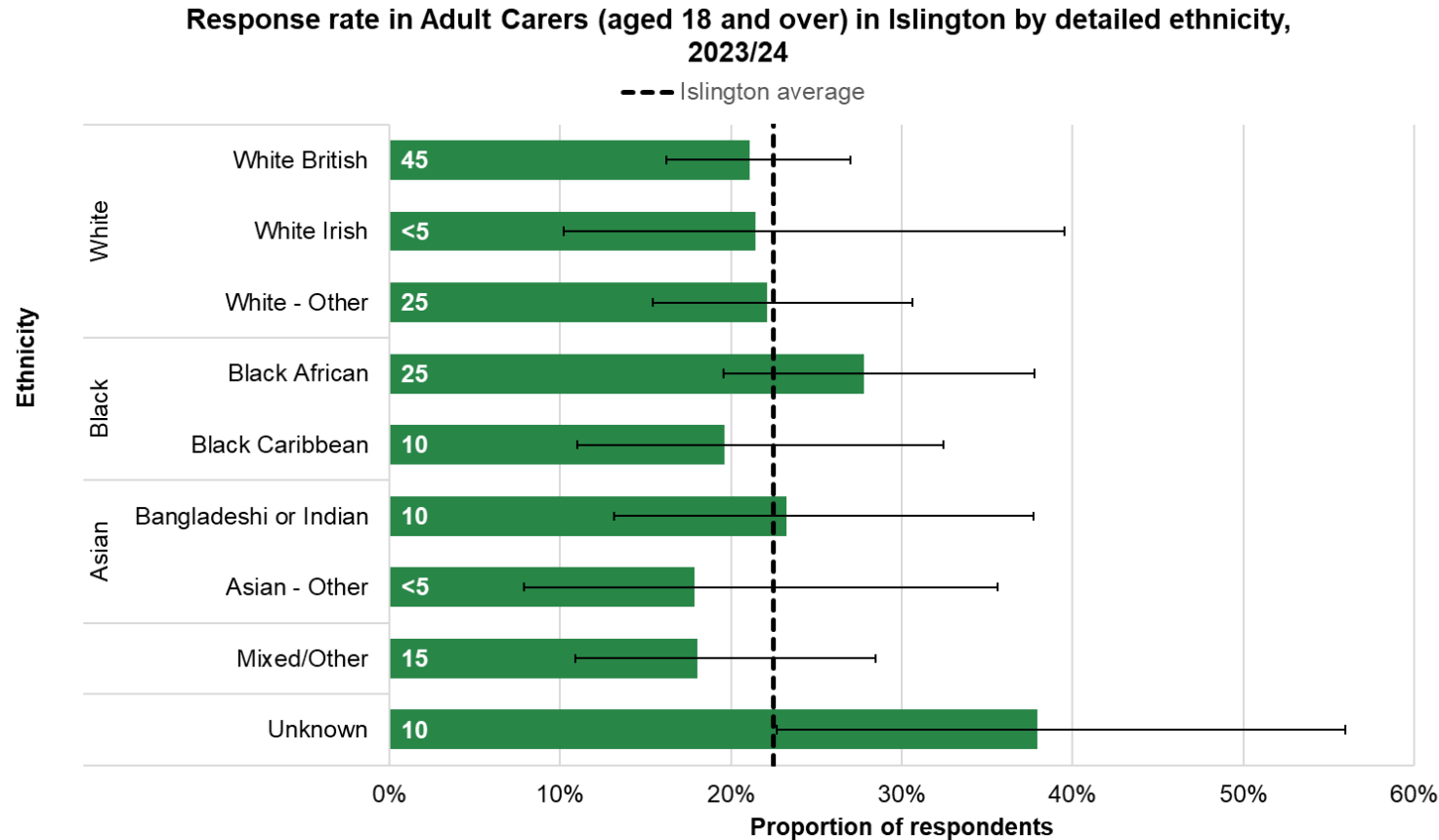


- 22% of both men and women responded to the carer survey.

Note: Numbers have been rounded to the nearest 5

Source: SACE 2023/24 data return

Carer survey responses, by ethnicity

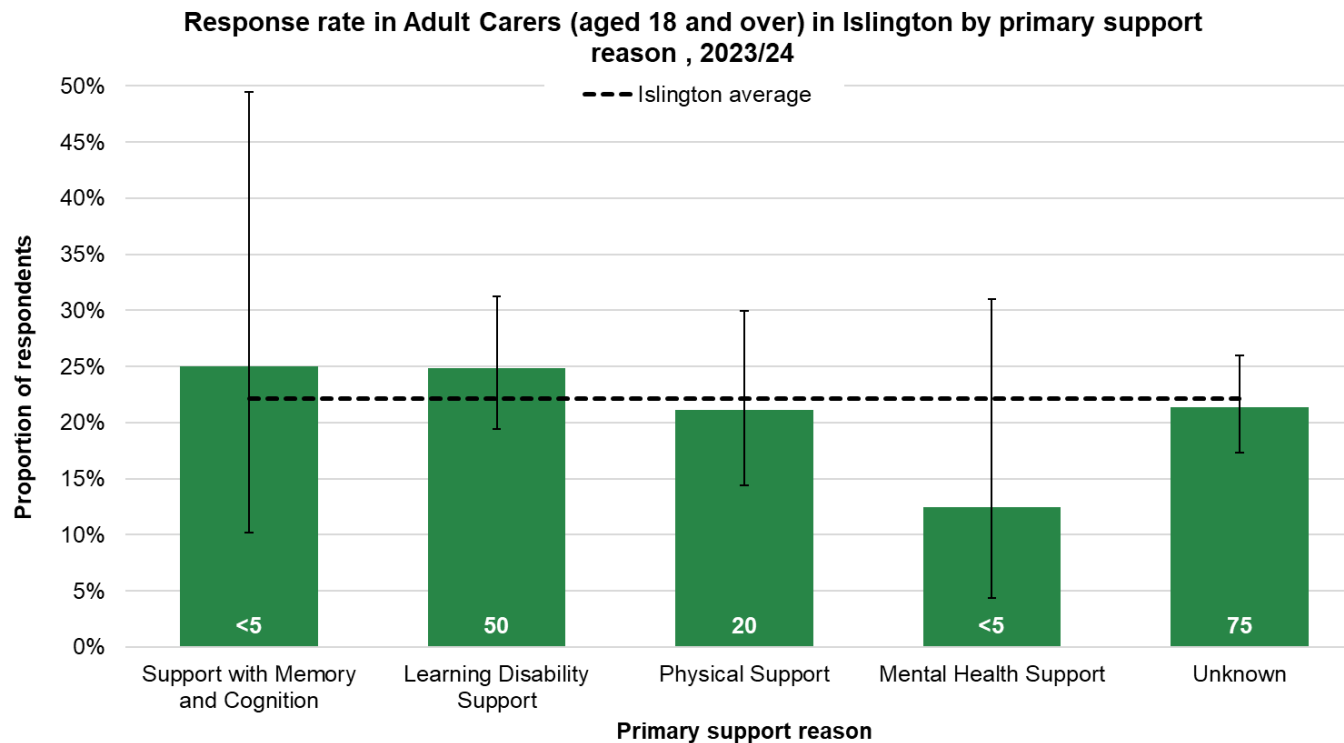


Note: Black- Other has been removed from the chart due to small numbers. Numbers have been rounded to the nearest 5

Source: SACE 2023/24 data return

- The response rate did not differ significantly by ethnic group compared to the Islington average (27%).

Carer survey responses, by primary support reason of the cared for person



Note: Those caring for people with social or sensory as their primary support reason have been removed from the chart due to small numbers. Numbers have been rounded to the nearest 5.

Source: SACE 2023/24 data return

- There were no statistical differences in carer response rate in Islington by the primary support reason of the cared for person.

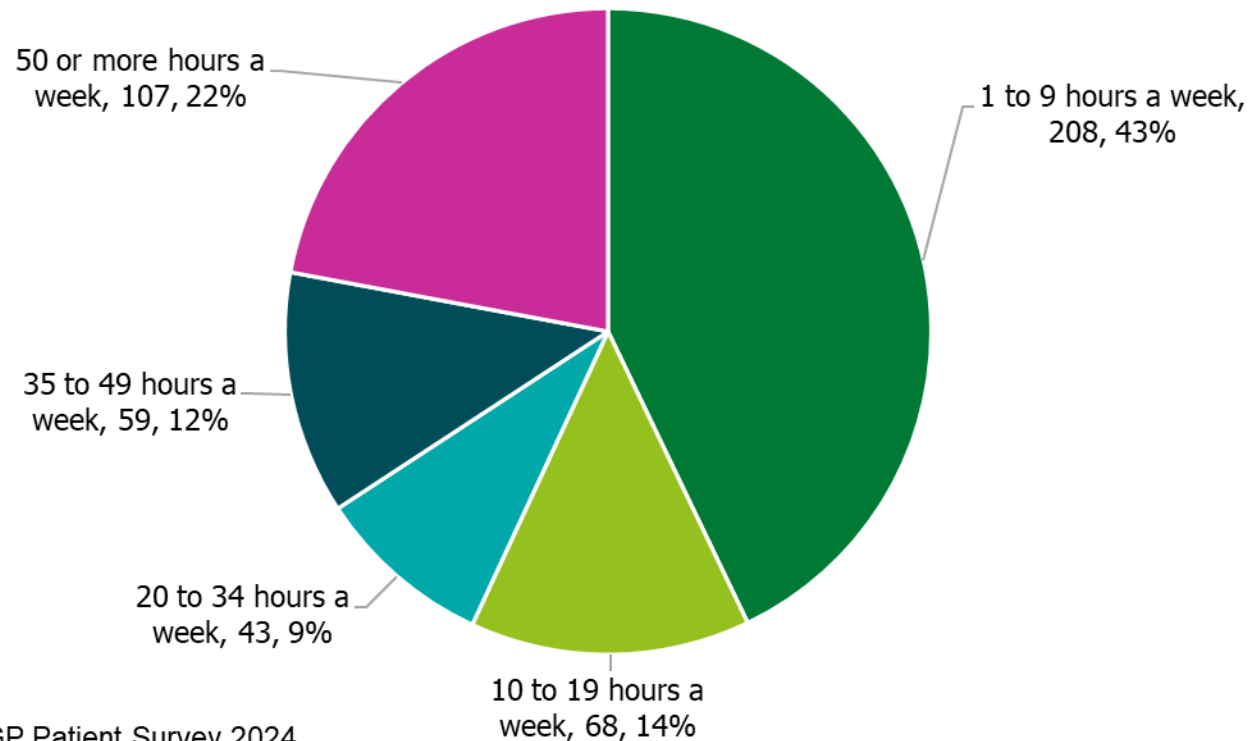
GP Patient Survey

GP patient survey 2024

- The GP Patient Survey is an annual independent survey run by Ipsos MORI on behalf of NHS England. The survey is sent out to over two million people across the UK and includes data from patients aged 16+ registered with a GP practice. The results show how people feel about their GP practice.
- The survey allows us to compare carers and non-carers to find out more about their demographics, health and experience with their GP practice.
- All data presented in this section is for patients registered with a GP practice within the Islington Integrated Care Board.

Number of hours of care given

Q61. Do you look after, or give any help or support to, anyone because they have long-term physical or mental health conditions or illnesses, or problems related to old age?

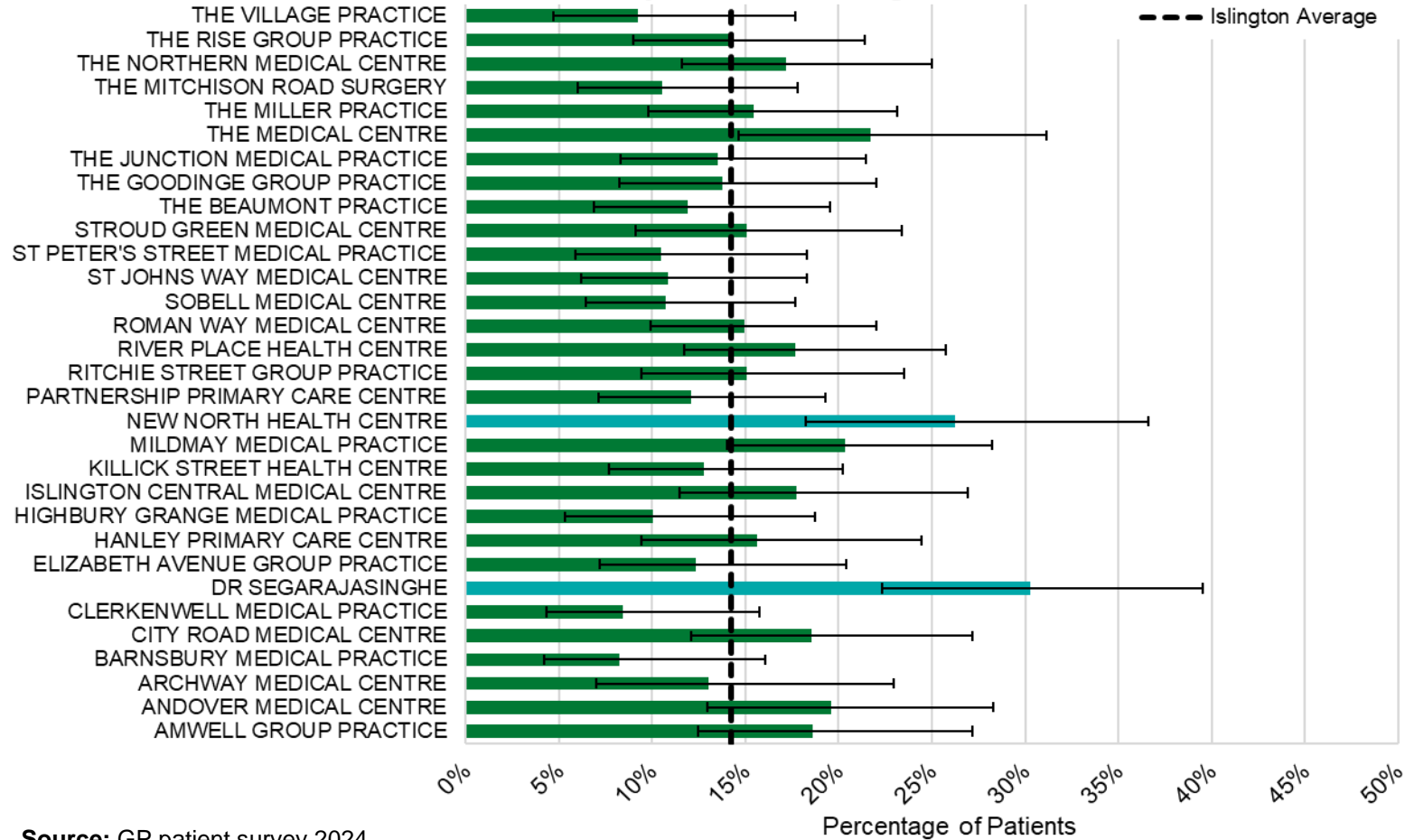


Source: GP Patient Survey 2024

- In 2024, 485 (14%) people registered with a GP practice in Islington reported that they care for someone. 2,942 said they did not care for anyone (86%).
- 43% of carers reported caring for the minimum category of 1 to 9 hours a week.
- 22% of carers reported caring for highest category of 50 or more hours a week. This was an increase from 17% in 2022.

GP Practice

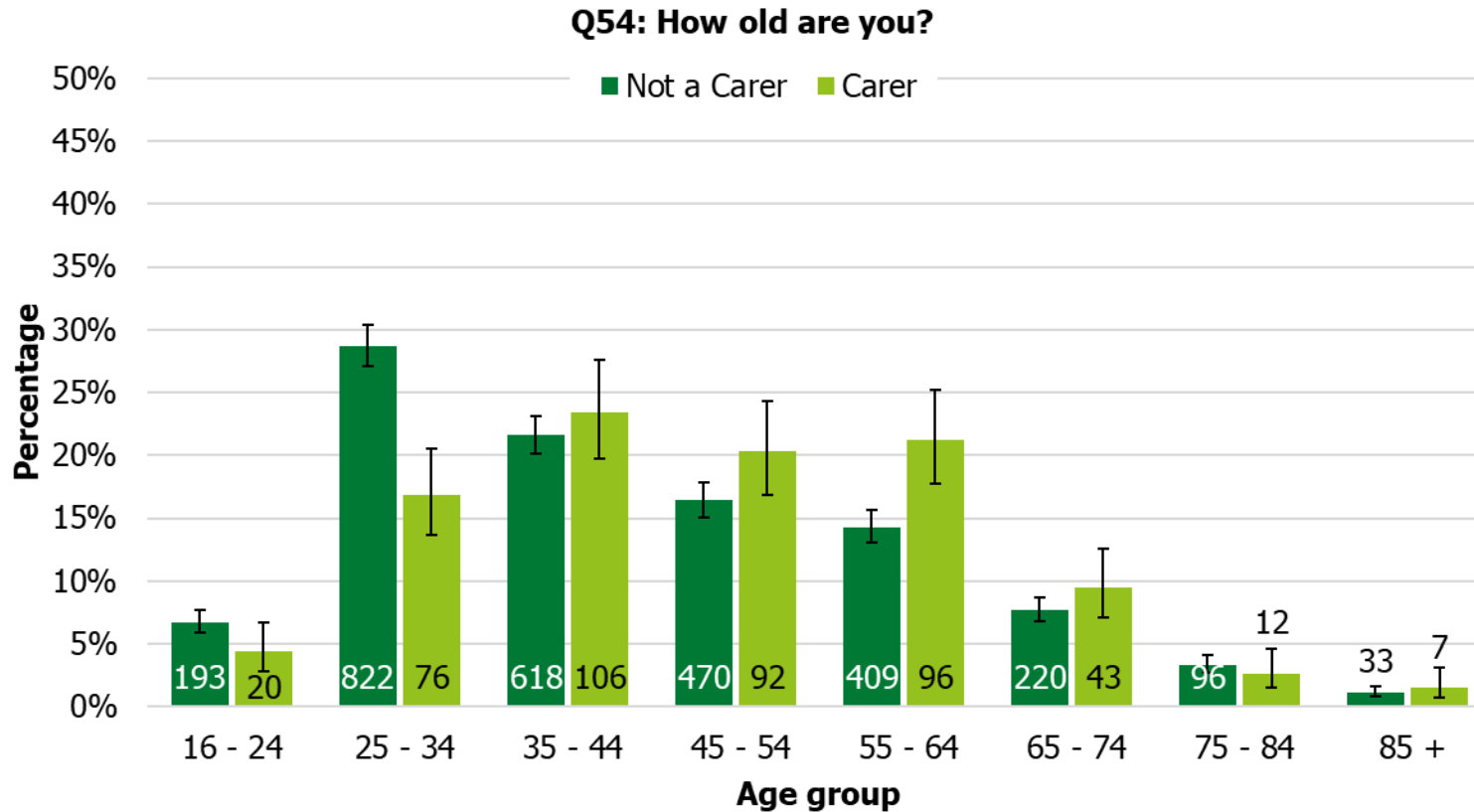
Percentage of GP resident patients who said they care for someone for any amount of time by GP Practice, Islington 2024



Source: GP patient survey 2024

- There was a significantly higher proportion of carers among the patients at the New North Health Centre (26%) and Dr Segarajasinghe's Practice (30%) compared to the Islington Average (14%).
- No Islington PCN had a significantly different percentage of carers compared to the Islington average.

Age group

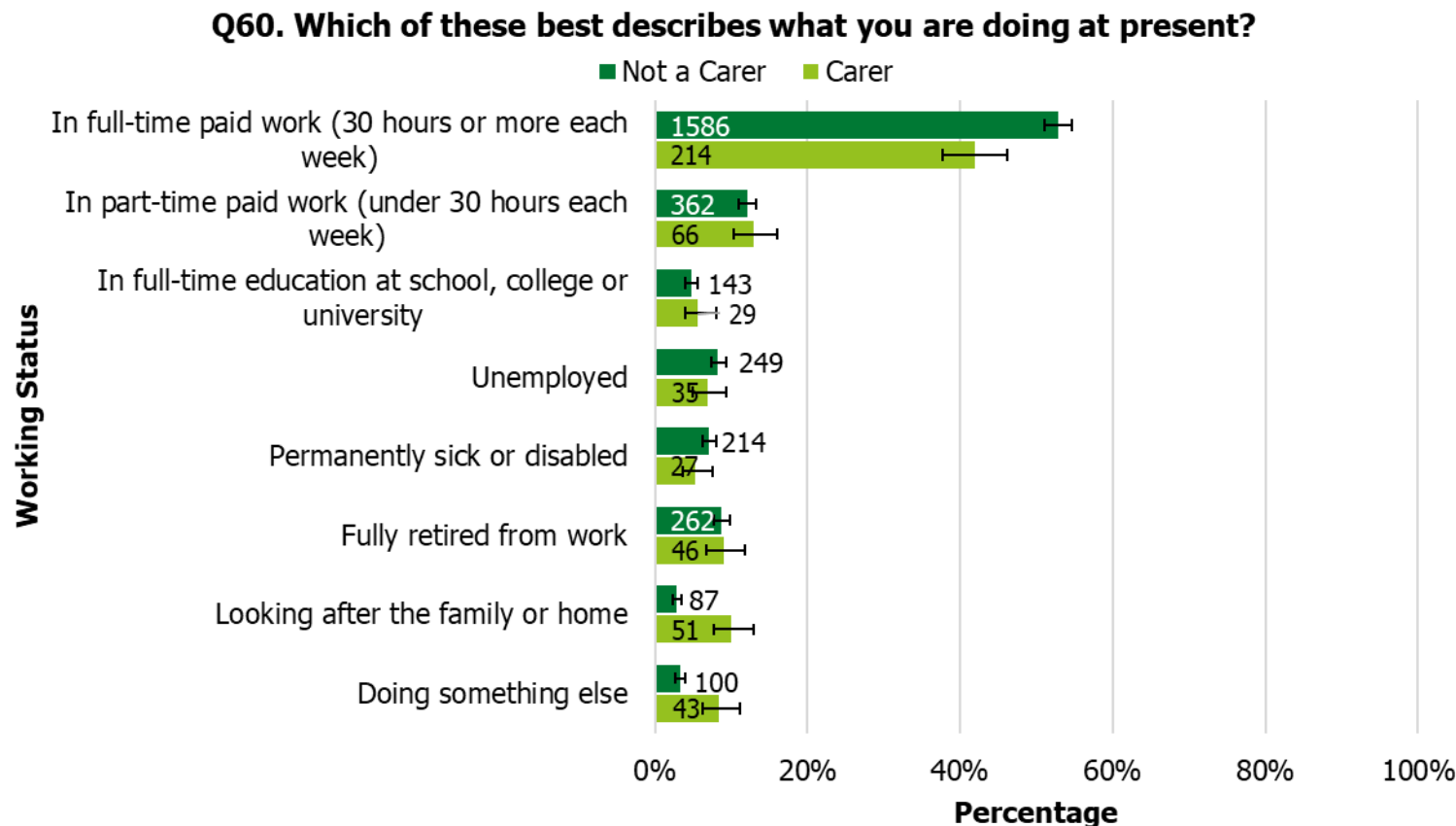


Note: 18 people preferred not to give their age

Source: GP patient survey 2024

- There was a significantly higher proportion of carers aged 55 to 64 (21%) compared to non-carers (14%).
- There was a significantly lower proportion of carers aged 25 to 34 (17%) compared to non-carers (29%).
- These results are similar to those in 2022.

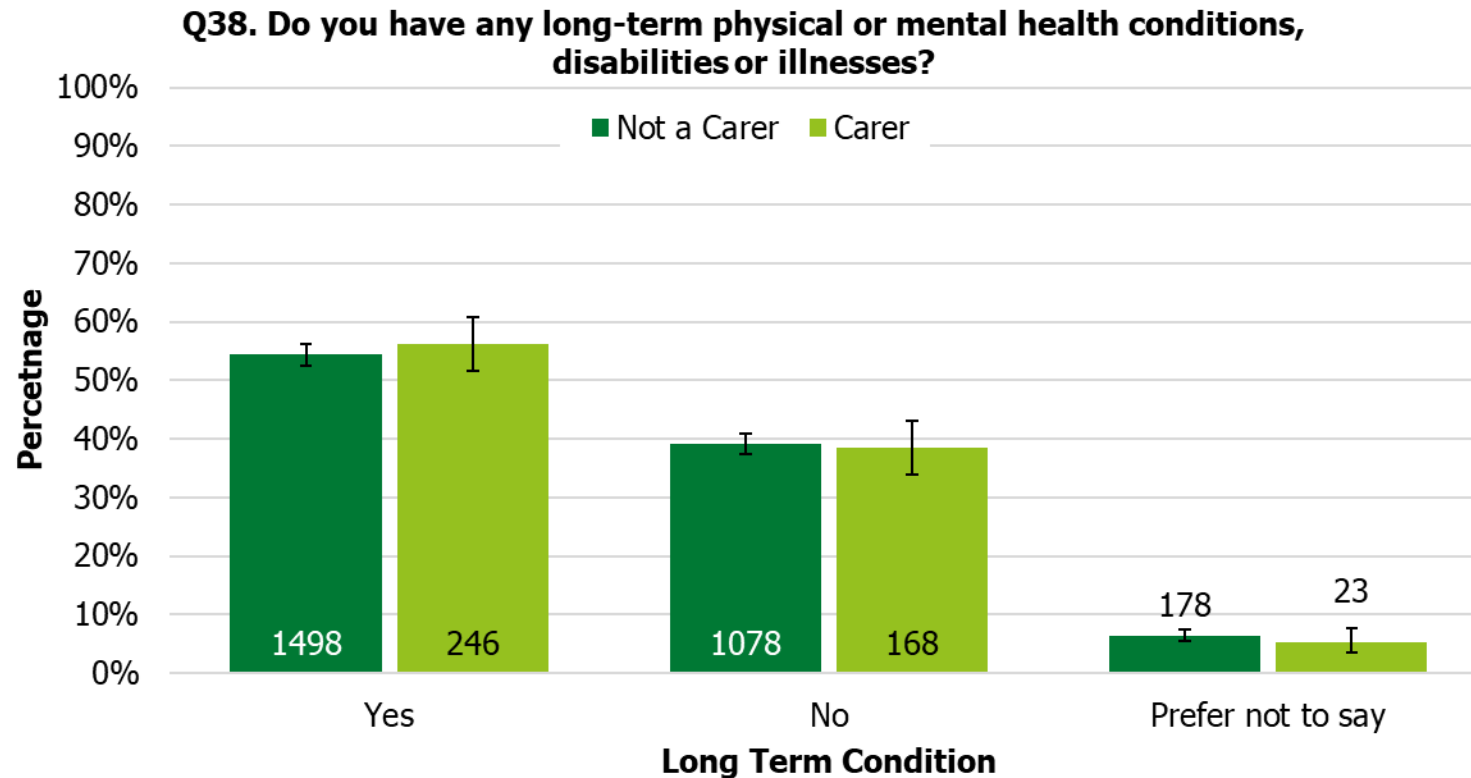
Employment status



Note: Patients could choose more than one answer
Source: GP patient survey 2024

- In 2024, Carers were significantly less likely to be in full-time work (42%) compared to non-carers (53%). These figures have not significantly changed since 2022
- Carers were significantly more likely to be looking after the family and home (10%) or doing something else (8%) compared to non-carers (3% and 3% respectively).
- In 2022 carers were also more likely to be in part time work (17%) compared to non-carers (11%). This is not the case in 2024.

Health conditions



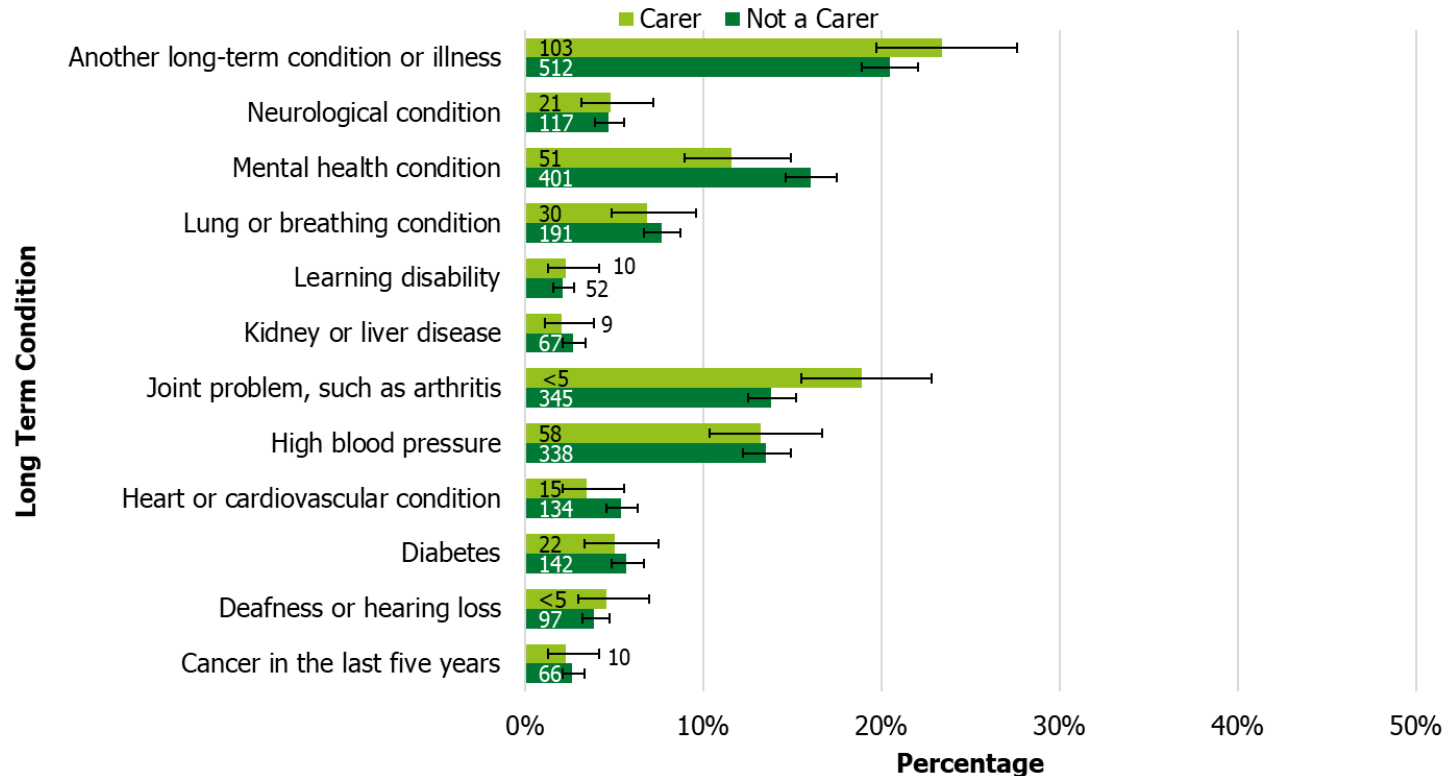
- There were no significant differences between carers and non-carers in number of people who have or do not have a health condition .

Note: Small numbers removed before data was published meaning there is some missing data. 202 patients

Source: GP patient survey 2024

Long term Conditions

Q39. Which Long Term Condition(s)



- Carers were significantly more likely to have a joint problem such as arthritis or an ongoing problem with back or joints (19%) compared to non carers (14%).

Note: Patients were able to report more than one long term condition. Some data was removed due to small numbers before publication. Cancer only included individuals with diagnosis or treatment in the last 5 years. Those with Autism, Alzheimer's disease or other cause of dementia, Blindness or partial sight, and A stroke were excluded from the analysis due to small numbers.

Source: GP patient survey 2024

Further information

2021 Census Carer Definition

- An unpaid carer may look after, give help or support to anyone who has long-term physical or mental ill-health conditions, illness or problems related to old age.
- This does not include any activities as part of paid employment.
- This help can be within or outside of the carer's household.

About Adult Carers Data pack

This data pack was produced by Camden and Islington Public Health: Fleur Harrison (Senior Health and Care Analyst), reviewed and approved for publication by Evie Lodge (Principal H&C Intelligence Specialist) in April 2025.

Contact: fleur.harrison@islington.gov.uk